

TECHNICAL MANUAL

ORGANIZATIONAL, DIRECT SUPPORT,
AND GENERAL SUPPORT MAINTENANCE
REPAIR PARTS AND SPECIAL TOOLS LIST

FOR

DISTORTION ANALYZERS AN/ URM-180

(HEWLETT-PACKARD MODEL 333A)

NSN 6625-00-089-4227

AND

AN/ URM-184A

(HEWLETT-PACKARD MODEL 334A)

NSN 6625-00-802-8718

HEADQUARTERS, DEPARTMENT OF THE ARMY

September 1976

ORGANIZATIONAL, DIRECT SUPPORT, AND GENERAL SUPPORT MAINTENANCE

REPAIR PARTS AND SPECIAL TOOLS LIST

FOR

DISTORTION ANALYZERS AN/URM-180

(HEWLETT-PACKARD MODEL 333A)

NSN 6625-00-089-4227

AND

AN/URM-184A (HEWLETT-PACKARD MODEL 334A)

NSN 6625-00-802-8718

Current as of 12 July 1976

REPORTING OF ERRORS

You can improve this manual by recommending improvements using DA Form 2028-2 (Test) located in the back of the manual. Simply tear out the self addressed form, fill it out as shown on the sample, fold it where shown, and drop it in the mail.

If there are no blank DA Form 2028-2 (Test) in the back of your manual, use the standard DA Form 2028 (Recommended Changes to Publications and Blank Forms) and forward to the Commander, US Army Electronics Command, ATTN: DRSEL-MA-Q, Fort Monmouth, New Jersey 07703.

In either case a reply will be furnished direct to you.

Table of Contents

		Page	Illus Figure
SECTION	I. Introduction	1	
	II. Repair part list	5	
GROUP	00 Indicator Distortion AN/URM-180	4	1
	Indicator distortion, top and bottom	6	2
	Mechanical parts and A4 PC board	10	3
	01 Impedance converter	14	4
	02 Rejection amplifier	18	5
	03 Metering circuit	22	6
	04 Power supply	26	7
SECTION	III. Special tools list (Not applicable)		
	IV. National stock number and part number index	28	

SECTION I

INTRODUCTION

1. Scope.

This manual lists repair parts required for performance of organizational and general support maintenance of the AN/URM-180 and the AN/URM-184A.

2. General.

This Repair Parts and Special Tools List is divided into the following sections:

a. Section II. Repair Parts List. A list of repair parts authorized for use in the performance of maintenance. The list also includes parts which must be removed for replacement of the authorized parts. Parts lists are composed of functional groups in ascending numerical sequence, with the parts in each group listed in figure and item number sequence.

b. Section III. Special Tools List. Not applicable.

c. Section IV. National Stock Number and Part Number Index. A list, in ascending numerical sequence, of all National stock numbers appearing in the listings, followed by a list, in alphanumeric sequence, of all part numbers appearing in the listings. National stock numbers and part numbers are cross-referenced to each illustration figure and item number appearance.

3. Explanation of Columns.

The following provides an explanation of columns found in the tabular listings:

a. Illustration. This column is divided as follows:

(1) *Figure number.* Indicates the figure number of the illustration in which the item is shown.

(2) *Item number.* The number used to identify each item called out in the illustration.

b. Source, Maintenance, and Recoverability Codes (SMR).

(1) *Source code.* Source codes are assigned to support items to indicate the manner of acquiring support items for maintenance, repair, or overhaul of end items. Source codes are entered in the first and second positions of the uniform SMR Code format as follows:

<i>Code</i>	<i>Definition</i>
PA	Item procured and stocked for anticipated or known usage.
XD	A support item that is not stocked. When

<i>Code</i>	<i>Definition</i>
	required, item will be procured through normal supply channels.
AH	Item to be assembled at general support maintenance level.

NOTE

Cannibalization or salvage may be used as a source of supply for any items source-coded above, except those coded XA, XD, and aircraft support items as restricted by AR 700-42.

(2) *Maintenance code.* Maintenance codes are assigned to indicate the levels of maintenance authorized to USE and REPAIR support items. The maintenance codes are entered in the third and fourth positions of the Uniform SMR Code format as follows:

(a) The maintenance code entered in the third position will indicate the lowest maintenance level authorized to remove, replace, and use the support item. The maintenance code entered in the third position will indicate one of the following levels of maintenance:

<i>Code</i>	<i>Application/Explanation</i>
O	Support item is removed, replaced, used at the organizational level.
H	Support item is removed, replaced, used at the general support level.

(b) The maintenance code entered in the fourth position indicates whether the item is to be repaired and identifies the lowest maintenance level with the capability to perform complete repair (i.e., all authorized maintenance functions). This position will contain one of the following maintenance codes:

<i>Code</i>	<i>Application/Explanation</i>
H	The lowest maintenance level capable of complete repair of the support item is the general support level.
Z	Nonreparable. No repair is authorized.

(3) *Recoverability code.* Recoverability codes are assigned to support items to indicate the disposition action on unserviceable items. The recoverability code is entered in the fifth position of the Uniform SMR Code format as follows:

<i>Recoverability Code</i>	<i>Definition</i>
Z	Nonreparable item. When unserviceable, condemn and dispose at the level indicated in position 3.

Recoverability
code

Definition

H - Repairable item. When uneconomically repairable, condemn and diaposure at the general support level.

c. *National Stock Number.* Indicates the National stock number assigned to the item and will be used for requisitioning purposes.

d. *Part Number.* Indicates the primary number used by the manufacturer (individual, company, firm, corporation, or Government activity), which controls the design and characteristics of the item by means of its engineering drawings, specifications standards, and inspection requirements, to identify an item or range of items.

NOTE

When a stock-numbered item is requisitioned, the repair part received may have a different part number than the part being replaced.

e. *Federal Supply Code for Manufacturer (FSCM).* The FSCM is a 5-digit numeric code listed in SB 708-42 which is used to identify the manufacturer, distributor, or Government agency, etc.

f. *Description.* Indicates the Federal item name and, if required, a minimum description to identify the item. When the part to be used differs between serial numbers of the same model, the effective serial numbers are shown as the last line of the description.

g. *Unit of Measure (U/M).* Indicates the standard of the basic quantity of the listed item as used in performing the actual maintenance function. This measure is expressed by a two-character alphabetical abbreviation (e.g., ea. in, pr, etc.). When the unit of measure differs from the unit of issue, the lowest unit of issue that will satisfy the required units of measure will be requisitioned.

h. *Quantity Incorporated in Unit.* Indicates the quantity of the item used in the breakout shown on the illustration figure, which is prepared for a functional group subfunctional group, or an assembly.

4. Special Information.

a. Usable on codes are shown in the description column. Uncoded items are applicable to all models. Identification of the usable on codes used in this publication are:

<i>Code</i>	<i>Used on</i>
CZN	AN/URM-180 Model 333A
CZP	AN/URM-180 Model 333A01
CZQ	AN/URM-184 Model 334A
CZR	AN/URM-184 Model 334A01

b. The following publication pertains to the AN/URM-180 and its components: TM 11-6625-1576-15 Distortion Analyzer HP 333A and 334A.

5. How to Locate Repair Parts.

a. When National stock number or part number is unknown:

(1) *First.* Using the table of contents, determine the functional group within which the repair part belongs. This is necessary since illustrations are prepared for functional groups, and listings are divided into the same groups.

(2) *Second.* Find the illustration covering the functional group to which the repair part belongs.

(3) *Third.* Identify the repair part on the illustration and note the illustration figure and item number of the repair part.

(4) *Fourth.* Using the Repair Parts Listing, find the figure and item number noted on the illustration.

b. When National stock number or part number is known:

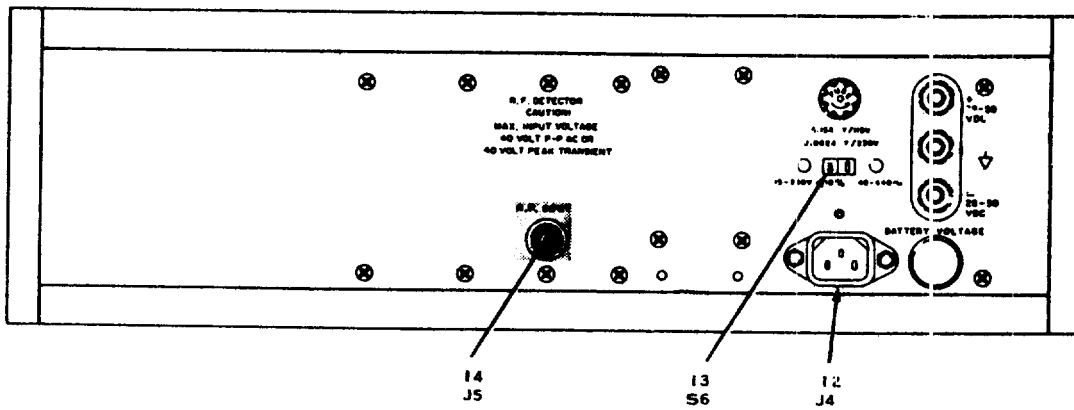
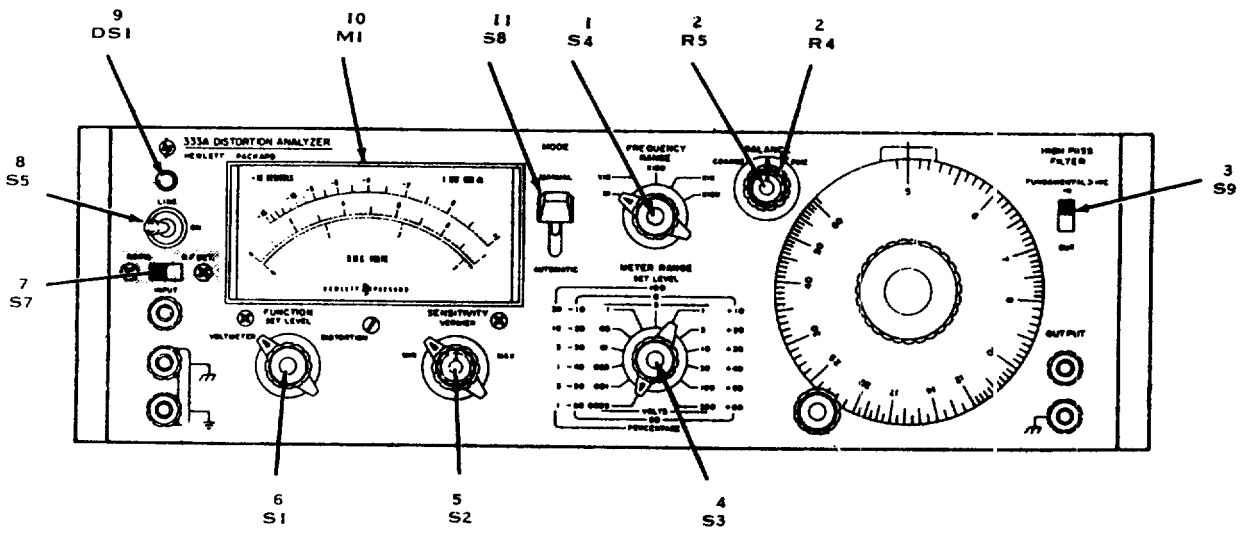
(1) *First.* Using the Index of National Stock Numbers and Part Numbers, find the pertinent National stock number or part number. This index is in ascending NSN sequence, followed by a list of part numbers in ascending alphanumeric sequence, cross-referenced to the illustration figure number and item number.

(2) *Second.* After finding the figure and item number, locate the figure and item number in the repair parts list.

6. Abbreviations.

(Not applicable)

(Next printed page is 4.)



15
WI

EL11Z001

Figure 1. Indicator Distortion AN/URM-180.

SECTION II.		REPAIR PARTS LIST			TM11-6625-1576-24P			(7)	(8)
(1)	(2)	(3)	(4)	(5)	(6)		(7)	(8)	
ILLUSTRATION	SMR	NATIONAL	PART	FSCM	DESCRIPTION		UNIT	QTY	
(A)	(B)	STOCK	NUMBER				OF	INC	
FIG	ITEM	NUMBER				USABLE ON	MEAS	IN	
NO.	NO.					CODE		UNIT	
GROUP 00: INDICATOR, DISTORTION AN/URM-180									
1	1	PAHZZ	6625-00-724-1675	00333-61901	28480	SWITCH, ROTARY	EA	1	
1	2	PAHZZ	5905-00-078-7402	2100-1736	28480	RESISTOR, VARIABLE, WIREWOUND, 2 SECTION	EA	1	
1	3	PAHZZ	5930-00-539-7661	SS50	78488	SWITCH, SLIDE DPDT	CZQ	EA	1
1	3	XDHZZ		3101-0889	28480	SWITCH, SLIDE DPDT 333A SN980-01886 AND ABOVE 334A SN974-02766 AND ABOVE	EA	1	
1	4	PAHZZ	6625-00-724-1677	00333-61903	28480	SWITCH, ASSEMBLY, ROTARY W/COMPONENTS	EA	1	
1	5	PAHZZ	6625-00-724-1672	00333-61902	28480	SWITCH, ASSEMBLY, ROTARY W/COMPONENTS	EA	1	
1	6	PAHZZ	5930-00-064-3185	3100-0878	28480	SWITCH, ROTARY, 3 SECTION	EA	1	
1	7	PAHZZ	4930-00-812-7105	4603	42190	SWITCH, SLIDE	CZQ	EA	1
1	8	PAHZZ	5930-00-058-9082	3101-0036	28480	SWITCH, TOGGLE, SPST	EA	1	
1	9	PAHZZ	6210-00-761-8898	599-124	72765	LAMP INDICATOR, RED NEON LAMP	EA	1	
1	10	PAHZZ	6625-00-802-8713	1120-0398	28480	METER, AUDIO LEVEL	CZP,CZR	EA	1
1	10	PAHZZ	6625-00-058-2595	1120-0352	28480	METER	EA	1	
1	11	PAHZZ	5930-00-907-2197	187	76854	SWITCH, LEVER, 3 POSITION	EA	1	
1	12	PAHZZ	5995-00-067-5039	AC3	82389	CONNECTOR, RECEPTACLE, ELECTRICAL	EA	1	
1	13	PAHZZ	5930-00-406-8746	3101-1234	28480	SWITCH, SLIDE 333A SN951-01701 AND ABOVE 334A SN948-02466 AND ABOVE	EA	1	
1	13	PAHZZ	5930-00-977-1760	4633	42190	SWITCH, SLIDE	EA	1	
1	14	PAHZZ	5935-00-897-9351	1250-0118	28480	CONNECTOR, RECEPTACLE, ELECTRICAL	CZQ	EA	1
1	15	PAHZZ	5995-00-995-8822	KH4147	70903	CABLE ASSEMBLY, POWER	EA	1	

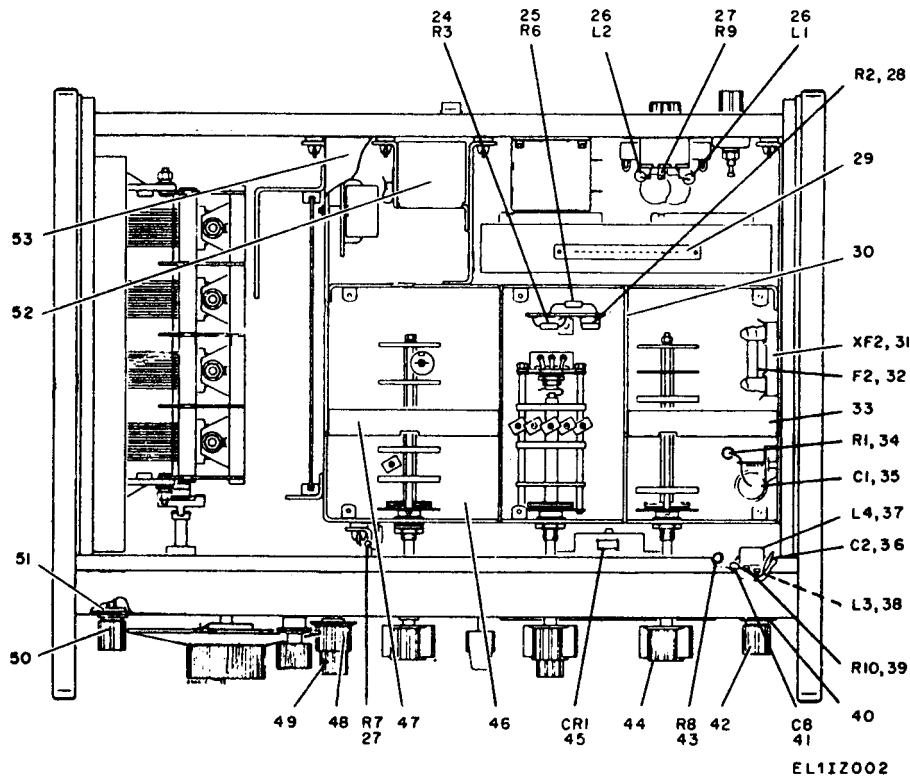
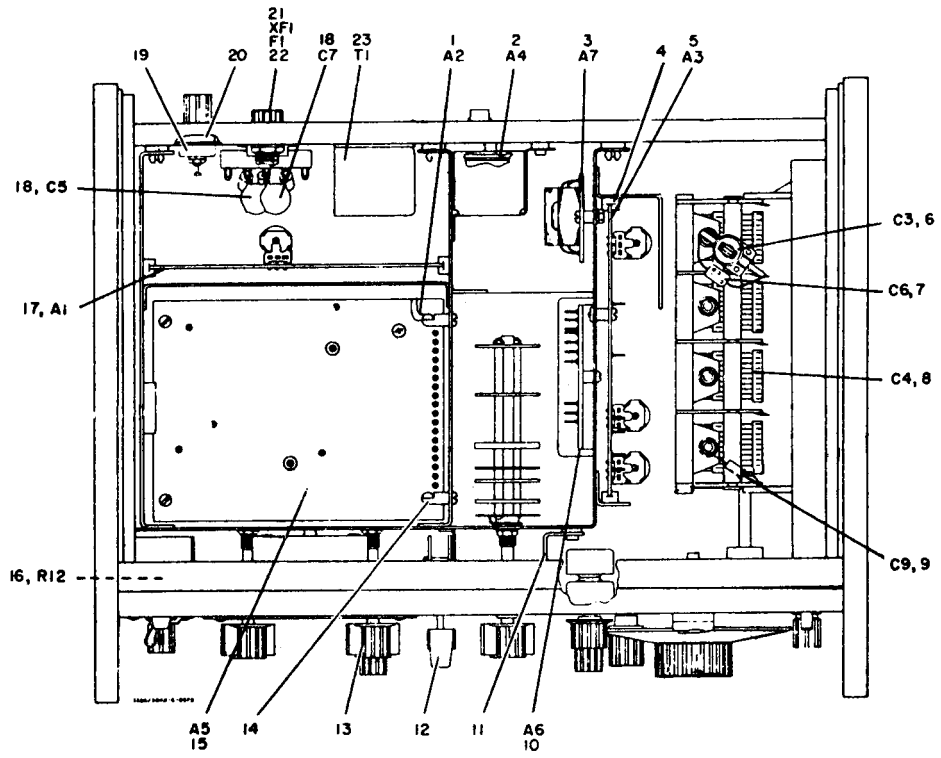


Figure 2. Indicator distortion, top and bottom.

SECTION II. REPAIR PARTS LIST (CONTINUED)			TM11-6625-1576-24P						
(1)	(2)	(3)	(4)	(5)	(6)	(7)	(8)		
ILLUSTRATION	SMR	NATIONAL	PART	FSCM	DESCRIPTION	USABLE ON	UNIT		
(A)	(B)	STOCK	NUMBER			CODE	OF		
FIG	ITEM	NUMBER					MEAS		
NO.	NO.						IN		
							UNIT		
2	1	PAHHH	6625-00-727-4383	00333-66508	28480	IMPEDANCE CONVERTER (A2)	CZP	EA	1
2	1	PAHHH	6625-00-246-4422	00333-66502	28480	IMPEDANCE CONVERTER (A2)		EA	1
2	2	AHHHH		00332-66502	28480	RADIO FREQUENCY DETECTOR (A4)	CZQ	EA	1
2	3	PAHHH	6625-00-727-4381	00333-66507	28480	FILTER, SUBASSEMBLY (A7)		EA	1
2	4	XDHZZ		5040-0601	28480	GUIDE, CARD		EA	4
2	5	PAHHH	6625-00-400-5265	00333-66503	28480	REJECTION AMPLIFIER (A3)		EA	1
2	6	PAHZZ	5910-00-578-5543	503-000B2P028R	72982	CAPACITOR, VARIABLE, CERAMIC, DIELECTRIC		EA	1
2	7	PAHZZ	5910-00-034-1831	0140-0021	28480	CAPACITOR, FIXED, CERAMIC, DIELECTRIC		EA	1
2	8	PAHZZ	5910-00-866-5544	0121-0004	28480	CAPACITOR, VARIABLE, AIR, DIELECTRIC		EA	1
2	9	XDHZZ		0150-0015	28480	CAPACITOR, FIXED, 2.2 PF, FORM 10%, 500 VDC		EA	1
2	10	AHHHH	6625-00-253-3799	00333-66506	28480	BRIDGE BALANCE SUBASSEMBLY (A6)		EA	1
2	11	XDHZZ		00331-01201	28480	BRACKET ANGLE		EA	1
2	12	XDOZZ		0370-0046	28480	KNOB, L SW		EA	1
2	13	PAOZZ	5355-00-908-9402	0370-0113	28480	KNOB, PHENOLIC		EA	1
2	14	XDHZZ		0380-0200	28480	STANDOFF, HINGED		EA	2
2	15	PAHZZ	6625-00-727-4403	00333-66505	28480	AUTOMATIC CONTROL SUBASSEMBLY (A5)		EA	1
2	16	PAHZZ	5905-00-104-8330	RCR20G333JS	81349	RESISTOR, FIXED, COMPOSITION 33A SN910-01526 AND ABOVE 334A SN908-02166 AND ABOVE		EA	1
2	17	PAHHH	6625-00-077-2362	00333-66501	28480	CIRCUIT CARD ASSEMBLY (A1)		EA	1
2	18	XDHZZ		0160-3333	28480	CAPACITOR, FIXED, CERAMIC, DIELECTRIC		EA	2
2	19	PAHZZ	5970-00-914-3897	0340-0087	28480	INSULATOR, BINDING POST, TRIPLE		EA	1
2	20	PAHZZ	5970-00-080-9780	0340-0091	28480	INSULATOR, BINDING POST, TRIPLE		EA	1
2	21	PAHZZ	5920-00-881-4636	342014	75915	FUSEHOLDER, MINAT, EXTRACTOR POST		EA	1
2	22	PAOZZ	5905-00-543-0006	2110-0017	28480	FUSE, CARTRIDGE, 125 V		EA	1
2	22	PAOZZ	5920-00-229-1312	F02GR062B	81349	FUSE, CARTRIDGE, 230 V		EA	1
2	23	PAHZZ	5950-00-477-7567	9100-1316	28480	TRANSFORMER		EA	1
2	24	PAHZZ	5905-00-111-4742	RCR20G391JS	81349	RESISTOR, FIXED, COMPOSITION		EA	1
2	25	PAHZZ	5905-00-141-0591	RCR20G103JS	81349	RESISTOR, FIXED, COMPOSITION		EA	1
2	26	PAHZZ	5950-00-835-3027	SA25001	95265	COIL, RADIO FREQUENCY		EA	2
2	27	PAHZZ	5905-00-891-4202	0813-0029	28480	RESISTOR, FIXED, WIREWOUND		EA	2
2	28	PAHZZ	5950-00-111-4734	RCR20G470JS	81349	RESISTOR, FIXED, COMPOSITION		EA	1
2	29	XDHZZ		1251-0135	28480	CONNECTOR, PRINTED CIRCUIT		EA	1
2	30	XDHZZ		00331-00601	28480	SHIELD		EA	2
2	31	PAHZZ	5920-00-221-5673	357002	75915	FUSEHOLDER, DP TYPE 3AG		EA	1
2	32	PAFZZ	5920-00-434-9726	MS90078-19	96906	FUSE, CARTRIDGE, SLOW BLOW		EA	1
2	33	XDHZZ		00331-00602	28480	SHIELD, SWITCH		EA	1
2	34	PAHZZ	5905-00-722-0134	0767-0001	28480	RESISTOR, FIXED, FILM		EA	1
2	35	PAHZZ	5910-00-728-4387	663UW33454W	84411	CAPACITOR, FIXED, PLASTIC, DIELECTRIC		EA	1
2	36	PAHZZ	5910-00-444-6641	0160-3327	28480	CAPACITOR, FIXED, 1 UF, FORM 10%		EA	1
2	37	PAHZZ	5950-00-877-3465	9170-0805	28480	COIL		EA	1
2	38	PAHZZ	5999-00-809-8580	9170-0016	28480	INSULATOR, BEAD		EA	1
2	39	PAHZZ	5905-00-114-5366	RCR20G132JS	81349	RESISTOR, FIXED, COMPOSITION		EA	1
2	40	PAHZZ	5970-00-837-0058	0340-0099	28480	PLATE, INSULATOR		EA	1

SECTION II. REPAIR PARTS LIST (CONTINUED)						TM11-6625-1576-24P		
(1)	(2)	(3)	(4)	(5)	(6)	(7)	(8)	
ILLUSTRATION	SMR	NATIONAL	PART	FSCM	DESCRIPTION	UNIT	QTY	
(A)	(B)	STOCK	NUMBER			OF	INC	
FIG	ITEM	NUMBER				MEAS	IN	
NO.	NO.					USABLE ON	UNIT	
						CODE		
2	41	PAHZZ	5910-00-928-5344	0140-0206	28480	CAPACITOR, FIXED, MICA DIELECTRIC	EA	1
2	42	XDHZZ		5060-4916	28480	POST, BINDING ASSEMBLY	EA	3
2	42	PAHZZ	5940-00-926-9822	1510-0010	28480	POST, BINDING, RED	EA	4
2	43	PAHZZ	5905-00-111-1679	RCR2-G512JS	81349	RESISTOR, FIXED, COMPOSITION	EA	1
2	44	PAOZZ	5355-00-919-9953	0370-0112	28480	KNOB, PHENOLIC	EA	3
2	45	PAHZZ	5961-00-978-7468	1901-0025	28480	SEMICONDUCTOR DEVICE, DIODE, SILICON	EA	1
2	46	XDHZZ		00331-0101	28480	DECK ASSEMBLY, CENTER	EA	1
2	47	XDHZZ		00331-00603	28480	GUARD, SWITCH	EA	1
2	48	PAOZZ	5355-00-061-8597	9370-0117	28480	KNOB, PLASTIC	EA	1
2	49	PAOZZ	5355-00-908-9418	0370-0114	28480	KNOB, RED, BAKELITE	EA	2
2	50	XDHZZ		1510-0011	28480	POST, BINDING, BLACK	EA	5
2	51	PAHZZ	5970-00-837-0062	0340-0100	28480	INSULATOR, BINDING POST	EA	3
2	52	XDHZZ		00332-00602	28480	SHIELD, RADIO FREQUENCY DETECTOR	EA	1
2	53	XDHZZ		00331-04102	28480	COVER	EA	1

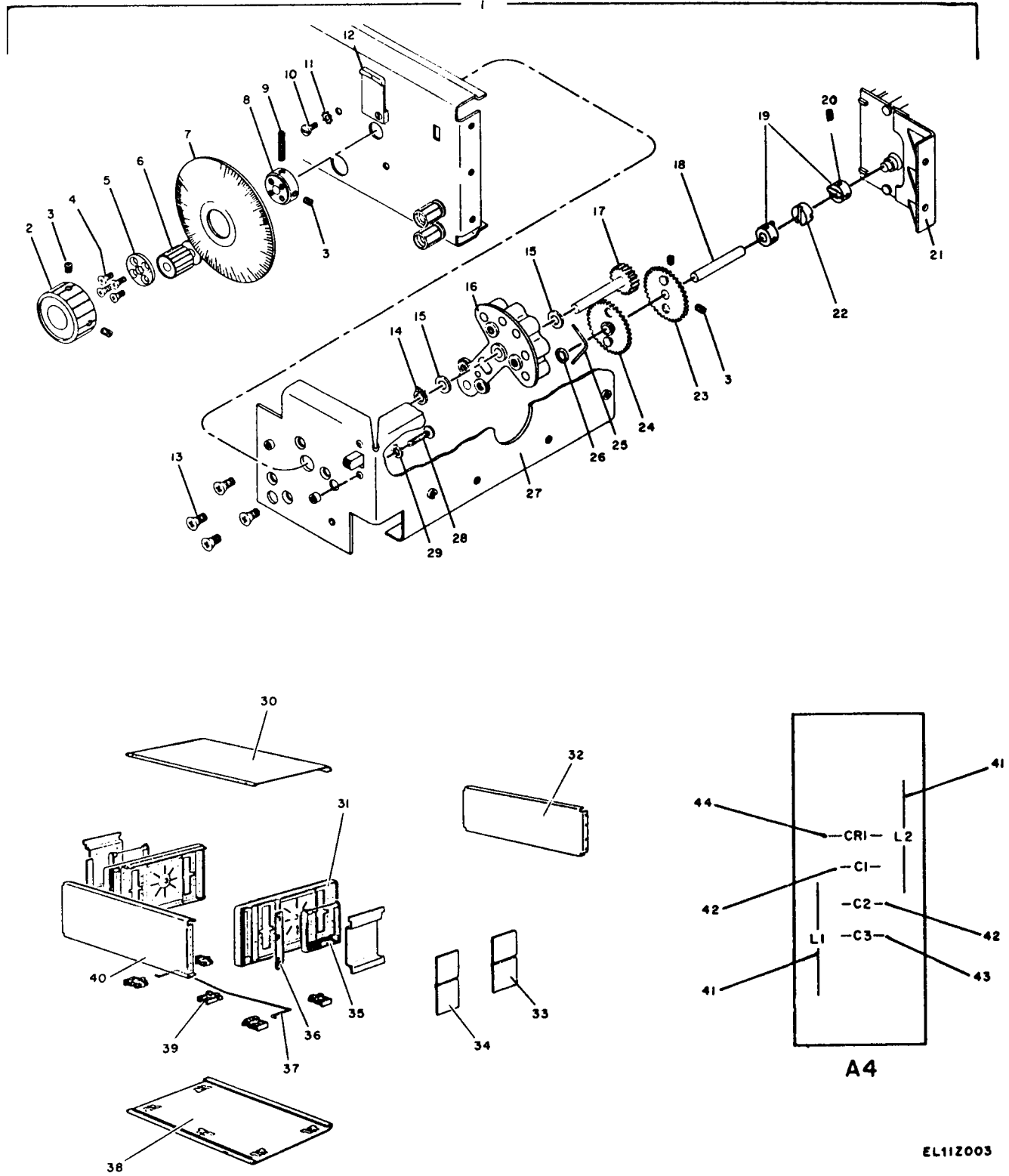


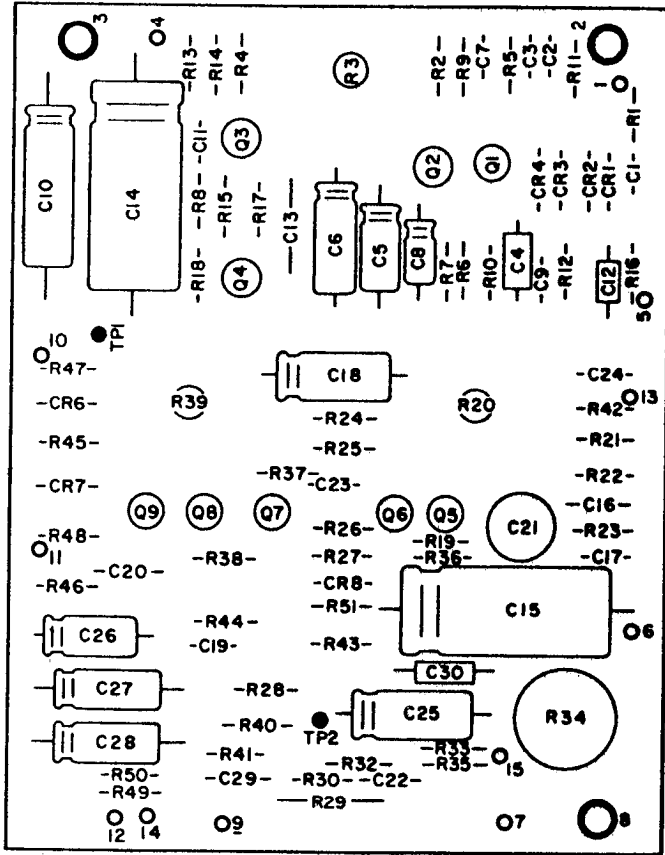
Figure 3. Mechanical parts and A4 PC board.

SECTION II. REPAIR PARTS LIST (CONTINUED)				TM11-6625-1576-24P					
(1)	(2)	(3)	(4)	(5)	(6)	(7)	(8)		
ILLUSTRATION	SMR	NATIONAL	PART	FSCM	DESCRIPTION	UNIT	QTY		
(A)	(B)	STOCK	NUMBER			OF	INC		
FIG	ITEM	NUMBER				MEAS	IN		
NO.	NO.					IN	UNIT		
						USABLE ON			
						CODE			
3	1	AHHHH	6625-00-369-9227	00333-60701	28480	FREQUENCY TUNING SUBASSEMBLY	EA	1	
3	2	PAOZZ	5355-00-059-9065	0370-0160	28480	KNOB, PLASTIC, BLACK	EA	1	
3	3	PAOZZ	5305-00-719-5342	MS51963-34	96906	SETSCREW	EA	4	
3	4	XDHZZ		2370-0016	28480	SCREW, MACHINE	EA	4	
3	5	PAHZZ	6625-00-772-6119	61B40D4	28480	DIAL CONTROL	EA	1	
3	6	XDHZZ		5040-0669	28480	DISC ASSEMBLY, VERNIER	EA	1	
3	7	XDHZZ		00333-04001	28480	PLATE, DIAL	EA	1	
3	8	XDHZZ		5020-0630	28480	HUB, DIAL	EA	1	
3	9	XDHZZ		3030-0004	28480	SETSCREW	EA	1	
3	10	XDHZZ		2390-0009	28480	SCREW, MACHINE	EA	2	
3	11	XDHZZ		2190-0010	28480	LOCKWASHER	EA	2	
3	12	PAHZZ	5355-00-238-7865	5040-0619	28480	INDICATOR	EA	1	
3	13	XDHZZ		2530-0003	28480	SCREW, MACHINE	EA	4	
3	14	PAHZZ	5365-00-720-8064	0510-0005	28480	CLIP, RETAINER	EA	1	
3	15	XDHZZ		3050-0017	28480	WASHER, FLAT	EA	2	
3	16	XDHZZ		5020-0639	28480	CASTING, CAPACITOR, DRIVE	EA	1	
3	17	XDHZZ		00333-63601	28480	GEAR ASSEMBLY, SPUR	EA	1	
3	18	XDHZZ		5020-0327	28480	SHAFT, STRAIGHT	EA	1	
3	19	PAHZZ	5950-00-947-3345	1500-0002	28480	YOKE, COUPLER	EA	2	
3	20	XDHZZ		3030-0022	28480	SETSCREW	EA	2	
3	21	XDHZZ		5040-0631	28480	BRACKET, MOUNTING	EA	1	
3	22	PAHZZ	6625-00-991-1149	1500-0004	28480	COUPLER, INSULATOR	EA	1	
3	23	PAHZZ	3020-00-289-9755	5060-0020	28480	GEAR, SPUR, PLAIN, 72 TEETH	EA	1	
3	24	PAHZZ	3020-00-677-4928	5060-0021	28480	GEAR, SPUR, BRASS, 72 TEETH	EA	1	
3	25	PAHZZ	5360-00-763-0796	5000-0637	28480	SPRING, LEAF	EA	1	
3	26	PAHZZ	5310-00-245-3604	3050-0180	28480	WASHER, NONMETALLIC	EA	2	
3	27	XDHZZ		00331-00102	28480	PLATE, CAPACITOR, MOUNTING	EA	1	
3	28	XDHZZ		2460-0004	28480	BOLT	EA	2	
3	29	XDHZZ		2190-0057	28480	LOCKWASHER	EA	2	
3	30	XDHZZ		5060-0739	28480	COVER, TOP	EA	1	
3	31	XDHZZ		5060-0731	28480	FRAME, SIDE	EA	2	
3	32	XDHZZ		00334-00202	28480	PANEL, REAR, SN908-02415 AND BELOW	CZQ	EA	1
3	32	XDHZZ		00334-00203	28480	PANEL, REAR	CZQ	EA	1
3	32	XDHZZ		00333-00203	28480	PANEL, REAR	CZN	EA	1
3	32	XDHZZ		00333-00202	28480	PANEL, REAR, SN910-01665 AND BELOW	CZN	EA	1
3	33	XDHZZ		5000-0732	28480	COVER, REAR	EA	2	
3	34	XDHZZ		5000-0733	28480	COVER, FRONT	EA	2	
3	35	PAHZZ	5340-00-435-5340	5060-0222	28480	HANDLE	EA	2	
3	36	XDHZZ		5000-0051	28480	STRIP, TRIM	EA	2	
3	37	PAHZZ	6625-00-760-9521	1490-0030	28480	STAND, TILT	EA	1	
3	38	XDHZZ		5060-0751	28480	COVER, BOTTOM	EA	1	
3	39	PAHZZ	6625-00-903-0348	5060-0767	28480	MOUNT, RESILIENT	EA	4	
3	40	XDHZZ		00334-00201	28480	PANEL, FRONT	CZQ	EA	1

SECTION II. REPAIR PARTS LIST (CONTINUED)

TM11-6625-1576-24P

(1)	(2)	(3)	(4)	(5)	(6)	(7)	(8)		
ILLUSTRATION	SMR	NATIONAL	PART	FSCM	DESCRIPTION	UNIT	QTY		
(A)	(B)	CODE	STOCK	NUMBER		OF	INC		
FIG	ITEM		NUMBER			MEAS	IN		
NO.	NO.					USABLE ON	UNIT		
						CODE			
3	40	XDHZZ		00333-00201	28480	PANEL, FRONT	CNZ	EA	1
3	41	PAHZZ	5950-00-055-3592	9140-0052	28480	COIL, RADIO FREQUENCY		EA	2
3	42	PAHZZ	5910-00-806-3412	CM06FS202J03	81349	CAPACITOR, FIXED, MICA DIELECTRIC		EA	2
3	43	PAHZZ	5910-00-781-1154	CM06FD152G03	81349	CAPACITOR, FIXED, MICA DIELECTRIC		EA	1
3	44	PAHZZ	5961-00-954-9182	1910-0016	28480	SEMICONDUCTOR, DEVICE, DIODE		EA	1



A2

LEGEND			
REF DES	ITEM NO	REF DES	ITEM NO
C1	1	R12	40
C2	2	R13	41
C3	2	R14	42
C4	3	R15	43
C5	4	R16	44
C6	5	R17	40
C7	6	R18	45
C8	7	R19	46
C9	8	R20	43
C10	9	R21	36
C11	2	R22	47
C12	10	R23	48
C13	11	R24	49
C14	12	R25	50
C15	13	R26	51
C16	14	R27	52
C17	15	R28	53
C18	16	R29	54
C19	17	R30	30
C20	18	R32	55
C21	19	R33	56
C22	20	R34	57
C24	21	R35	56
C25	16	R36	58
C26	22	R37	36
C27	23	R38	59
C28	23	R39	60
C29	24	R40	61
C30	25	R41	62
CR1	26	R42	63
CR2	26	R43	64
CR3	26	R44	59
CR4	26	R45	53
CR5	27	R46	36
CR6	28	R47	47
CR7	28	R48	47
CR8	29	R49	51
R1	30	R50	51
R2	31	R51	65
R3	32	Q1	66
R4	33	Q2	67
R5	34	Q3	68
R6	35	Q4	69
R7	36	Q5	70
R8	35	Q6	71
R9	37	Q7	72
R10	38	Q8	71
R11	39	Q9	71

EL11Z004

Figure 4. Impedance converter.

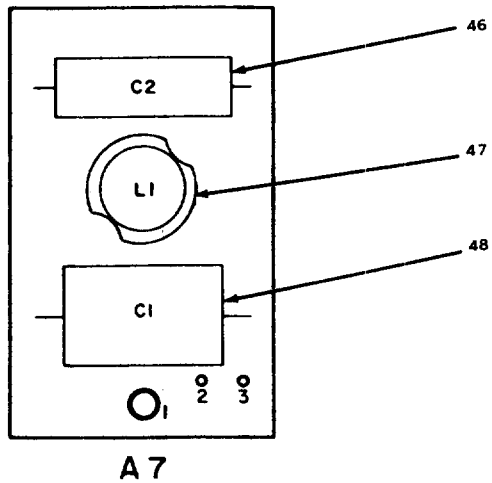
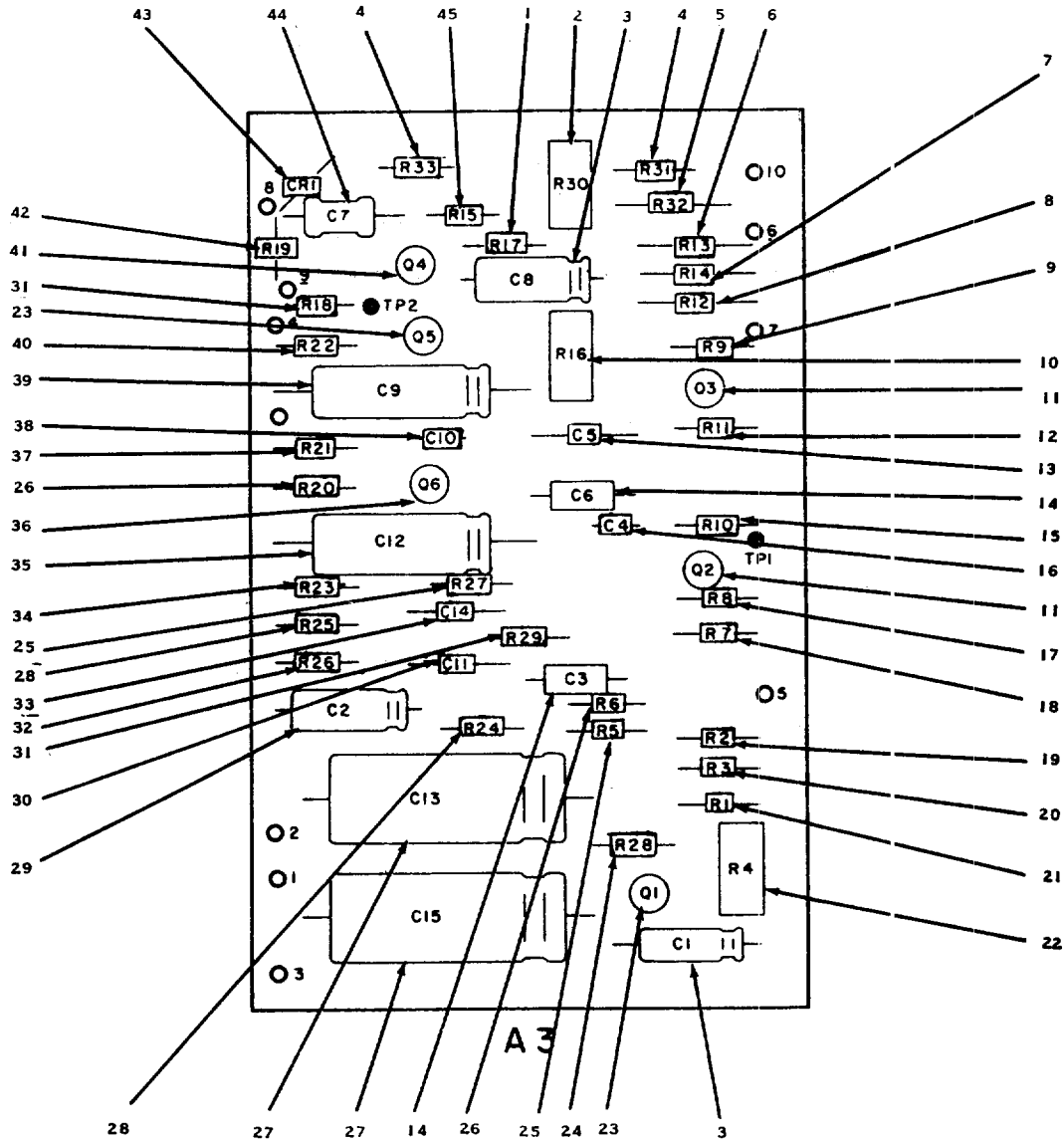
SECTION II. REPAIR PARTS LIST (CONTINUED)					TM11-6625-1576-24P			
(1)	(2)	(3)	(4)	(5)	(6)		(7)	(8)
ILLUSTRATION	SMR	NATIONAL	PART	FSCM	DESCRIPTION		UNIT	QTY
(A) (B)	CODE	STOCK	NUMBER				OF	INC
FIG ITEM		NUMBER				USABLE ON	MEAS	IN
NO.	NO.					CODE		UNIT
GROUP 01: IMPEDANCE CONVERTER								
4	1	PAHZZ	5910-00-068-3923	RDM15C12055C	00853	CAPACITOR, FIXED, MICA, DIELECTRIC	EA	1
4	2	PAHZZ	5910-00-914-4732	RDM15F391J3C	00853	CAPACITOR, FIXED, MICA, DIELECTRIC	EA	3
4	3	PAHZZ	5910-00-852-3033	150D185X9035B2DYS	56289	CAPACITOR, FIXED, ELECTROLYTIC	EA	1
4	4	PAHZZ	5910-00-893-5180	30D506G006CB4M1	56289	CAPACITOR, FIXED, ELECTROLYTIC	EA	1
4	5	PAHZZ	5910-00-923-0531	30D207G003CC2DSM	56289	CAPACITOR, FIXED, ELECTROLYTIC	EA	1
4	6	PAHZZ	5910-00-257-0227	RDM15C220J5C	00853	CAPACITOR, FIXED, MICA, DIELECTRIC	EA	1
4	7	XDZZ		30D106G015BA4	56289	CAPACITOR, FIXED, ELECTROLYTIC	EA	1
4	8	PAHZZ	5910-00-774-7319	RDM15E820J3C	72136	CAPACITOR, FIXED, MICA, DIELECTRIC	EA	1
4	9	PAHZZ	5910-00-774-9141	30D207G015DH4	56289	CAPACITOR, FIXED, ELECTROLYTIC	EA	1
4	10	PAHZZ	5910-00-187-0032	150D224X9035A2	56289	CAPACITOR, FIXED, ELECTROLYTIC	EA	1
4	10	PAHZZ	5910-00-728-2215	0150-0084	28480	CAPACITOR, FIXED, CERAMIC 33A SN533-00200 AND BELOW 334A SN538-00200 AND BELOW	EA	1
4	11	PAHZZ	5910-00-911-9271	192P10392PTS	56289	CAPACITOR, FIXED, PLASTIC, DIELECTRIC	EA	1
4	12	PAHZZ	5910-00-933-8812	34D507G015FJ4	56289	CAPACITOR, FIXED, ELECTROLYTIC	EA	1
4	13	XDZZ		34D138G2R5FJ4DSB	56289	CAPACITOR, FIXED, ELECTROLYTIC	EA	1
4	14	PAHZZ	5910-00-852-2644	19C251A	56289	CAPACITOR, FIXED, CERAMIC, DIELECTRIC	EA	1
4	15	PAHZZ	5910-00-226-5187	RDM15F161G3C	72136	CAPACITOR, FIXED, MICA, DIELECTRIC	EA	1
4	16	PAHZZ	5910-00-936-3722	30D107G016DC4	56289	CAPACITOR, FIXED, ELECTROLYTIC	EA	2
4	17	PAHZZ	5910-00-914-4732	0140-0200	28480	CAPACITOR, FIXED, MICA, DIELECTRIC	EA	1
4	17	PAHZZ	5910-00-914-2623	0140-0208	28480	CAPACITOR, FIXED, MICA, DIELECTRIC 333A SN820-01315 AND BELOW, 334A SN908-01865 AND BELOW	EA	1
4	18	XDZZ		150D474X9035A2	56289	CAPACITOR, FIXED, ELECTROLYTIC	EA	1
4	19	PAHZZ	5910-00-921-8821	557-610-34E	72982	CAPACITOR, VARIABLE, CERAMIC, DIELECTRIC	EA	1
4	20	XDZZ		RDM15E390J3C	72136	CAPACITOR, FIXED, MICA, DIELECTRIC	EA	1
4	21	PAHZZ	5910-00-950-6822	0150-0121	28480	CAPACITOR, FIXED, CERAMIC, DIELECTRIC	EA	1
4	22	PAHZZ	5910-00-893-5180	30D506G006CB2	56289	CAPACITOR, FIXED, ELECTROLYTIC	CZN,CZQ	EA 1
4	23	XDZZ		30D506G025CC2DSM	56289	CAPACITOR, FIXED, ELECTROLYTIC	EA	2
4	24	PAHZZ	5910-00-914-4732	0140-0200	28480	CAPACITOR, FIXED, MICA, DIELECTRIC 333 SN910-01420 AND BELOW, 334 SN908-02015 AND BELOW	EA	1
4	24	PAHZZ	5910-00-914-2605	0140-0198	28480	CAPACITOR, FIXED, MICA, DIELECTRIC	EA	1
4	25	PAHZZ	5910-00-807-7253	150D226X9015B2	56289	CAPACITOR, FIXED, ELECTROLYTIC	EA	1
4	26	PAHZZ	5961-00-717-3670	1901-0044	28480	SEMICONDUCTOR DEVICE, DIODE	EA	4
4	27	PAHZZ	5961-00-978-7468	1901-0025	28480	SEMICONDUCTOR DEVICE, DIODE 333A SN624-00800 AND BELOW, 334A SN724-00825 AND BELOW	EA	1
4	28	PAHZZ	5961-00-891-4080	1N4392	80131	SEMICONDUCTOR DEVICE, DIODE	EA	2
4	29	PAHZZ	5961-00-877-7123	F21403	07263	SEMICONDUCTOR DEVICE, DIODE	EA	1
4	30	PAHZZ	5905-00-111-4750	RCR07G301JS	81349	RESISTOR, FIXED, COMPOSITION	EA	2
4	31	PAHZZ	5905-00-115-2262	RCR07G913JS	81349	RESISTOR, FIXED, COMPOSITION	EA	1
4	32	PAHZZ	5905-00-410-1313	2100-2031	28480	RESISTOR, VARIABLE, NON-WIREWOUND	EA	1
4	32	PAHZZ	5905-00-835-3407	2100-0094	28480	RESISTOR, VARIABLE, NON-WIREWOUND 333A SN910-1665 AND BELOW, 334A SN908-02445 AND BELOW	EA	1
4	33	PAHZZ	5905-00-136-8430	RCR07G363JS	81349	RESISTOR, FIXED, COMPOSITION	EA	1
4	34	PAHZZ	5905-00-246-8690	RCR07G514JS	81349	RESISTOR, FIXED, COMPOSITION	EA	1
4	35	PAHZZ	5405-00-110-7620	RCR07G102JS	81349	RESISTOR, FIXED, COMPOSITION	EA	2

SECTION II. REPAIR PARTS LIST (CONTINUED)			TM11-6625-1576-24P					(7)	(8)
(1)	(2)	(3)	(4)	(5)	(6)		(7)	(8)	
ILLUSTRATION	SMR	NATIONAL	PART	FSCM	DESCRIPTION		UNIT	QTY	
(A)	(B)	STOCK	NUMBER				OF	INC	
FIG	ITEM	NUMBER				USABLE ON	MEAS	IN	
NO.	NO.					CODE		UNIT	
4	36	PAHZZ 5905-00-131-9729	RCR07G302JS	81349	RESISTOR, FIXED, COMPOSITION		EA	4	
4	37	PAHZZ 5905-00-126-6696	RCR07G751JS	81349	RESISTOR, FIXED, COMPOSITION		EA	1	
4	38	PAHZZ 5905-00-116-8555	RCR07G153JS	81349	RESISTOR, FIXED, COMPOSITION		EA	1	
4	39	PAHZZ 5905-00-122-0004	RCR07G433JS	81349	RESISTOR, FIXED, COMPOSITION		EA	1	
4	40	PAHZZ 5905-00-136-3891	RCR07G621JS	81349	RESISTOR, FIXED, COMPOSITION		EA	2	
4	41	PAHZZ 5905-00-135-6046	RCR07G681JS	81349	RESISTOR, FIXED, COMPOSITION		EA	1	
4	42	PAHZZ 5905-00-119-8811	RCR07G151JS	81349	RESISTOR, FIXED, COMPOSITION		EA	1	
4	43	PAHZZ 5905-00-120-9154	RCR07G471JS	81349	RESISTOR, FIXED, COMPOSITION		EA	1	
4	43	PAHZZ 5905-00-256-8993	2100-1738	28480	RESISTOR, 333A SN910-01665 AND BELOW 334A SN908-02445 AND BELOW		EA	1	
4	44	PAHZZ 5905-00-104-8368	RCR07G470JS	81349	RESISTOR, FIXED, COMPOSITION		EA	1	
4	44	PAHZZ 5905-00-960-0099	0683-1005	28480	RESISTOR, FIXED, COMPOSITION 333A SN533-00200 AND BELOW, 334A SN538-00200 AND BELOW		EA	1	
4	45	PAHZZ 5905-00-442-9356	RCR07G240JS	81349	RESISTOR, FIXED, COMPOSITION		EA	1	
4	45	PAHZZ 5905-00-960-0099	0683-1005	28480	RESISTOR, FIXED, COMPOSITION 333A SN533-00200 AND BELOW, 334A SN538-00200 AND BELOW		EA	1	
4	46	PAHZZ 5905-00-111-4845	RCR07G201JS	81349	RESISTOR, FIXED, COMPOSITION		EA	1	
4	47	PAHZZ 5905-00-116-2394	RCR07G511JS	81349	RESISTOR, FIXED, COMPOSITION		EA	3	
4	47	PAHZZ 5905-00-106-1249	RCR07G510JS	81349	RESISTOR, FIXED, COMPOSITION, R47,48 ONLY	CZP,CZR	EA	2	
4	48	PAHZZ 5905-00-106-1249	RCR07F510JS	81349	RESISTOR, FIXED, COMPOSITION		EA	1	
4	49	PAHZZ 5905-00-110-7622	RCR07G682JS	81349	RESISTOR, FIXED, COMPOSITION		EA	1	
4	50	PAHZZ 5905-00-111-4845	RCR07G201JS	81349	RESISTOR, FIXED, COMPOSITION		EA	1	
4	51	PAHZZ 5905-00-114-0708	RCR07G202JS	81349	RESISTOR, FIXED, COMPOSITION		EA	3	
4	52	PAHZZ 5905-00-106-1278	RCR07G123JS	81349	RESISTOR, FIXED, COMPOSITION		EA	1	
4	53	PAHZZ 5905-00-442-9356	RCR07G240JS	81349	RESISTOR, FIXED, COMPOSITION		EA	2	
4	54	PAHZZ 5905-00-824-7535	0698-3174	28480	RESISTOR, FIXED, FILM		EA	1	
4	55	PAHZZ 5905-00-998-1813	0698-3147	28480	RESISTOR, FIXED, FILM		EA	1	
4	55	PAHZZ 5905-00-917-0588	0757-1102	28480	RESISTOR, FIXED, FILM	CZP,CZR	EA	1	
4	56	PAHZZ 5905-00-998-1906	0757-0346	28480	RESISTOR, FIXED, FILM		EA	2	
4	57	PAHZZ 5905-00-858-4293	2100-0206	28480	RESISTOR, VARIABLE, WIREWOUND		EA	1	
4	58	PAHZZ 5905-00-115-3562	RCR07G394JS	81349	RESISTOR, FIXED, COMPOSITION		EA	1	
4	59	PAHZZ 5905-00-191-1183	RCR07G101JS	81349	RESISTOR, FIXED, COMPOSITION		EA	2	
4	60	PAHZZ	2100-1788	28480	RESISTOR, VARIABLE, NON-WIREWOUND		EA	1	
4	60	PAHZZ 5905-00-771-5954	2100-0151	28480	RESISTOR, FIXED, 33A SN910-01665 AND BELOW 334A SN908-02445 AND BELOW		EA	1	
4	61	PAHZZ 5905-00-994-8500	MF5CD36R5F	19701	RESISTOR, FIXED, FILM		EA	1	
4	62	PAHZZ 5905-00-141-0742	RCR07G181JS	81349	RESISTOR, FIXED, COMPOSITION		EA	1	
4	63	PAHZZ 5905-00-107-0656	RCR07G100JS	81349	RESISTOR, FIXED, COMPOSITION		EA	1	
4	64	PAHZZ 5905-00-136-8406	RCR07G242JS	81349	RESISTOR, FIXED, COMPOSITION		EA	1	
4	65	PAHZZ 5905-00-400-4528	RCR07G124JS	81349	RESISTOR, FIXED, COMPOSITION		EA	1	
4	65	PAHZZ 5905-00-121-9938	0683-7535	28480	RESISTOR, FIXED, COMPOSITION, 333A SN533-00200 AND BELOW, 334A SN534-00200 AND BELOW		EA	1	
4	66	PAHZZ 5961-00-100-6335	1855-0052	28480	TRANSISTOR, SILICON, P CHANNEL		EA	1	
4	66	PAHZZ 5961-00-442-9470	1855-0082	28480	TRANSISTOR, SILICON,333A,SN624-00800 AND BELOW 334A SN727-00825 AND BELOW		EA	1	
4	67	PAHZZ 5961-00-450-6345	1853-0203	28480	TRANSISTOR, SILICON PNP		EA	1	

SECTION II. REPAIR PARTS LIST (CONTINUED)

TM11-6625-1576-24P

(1)	(2)	(3)	(4)	(5)	(6)	(7)	(8)
ILLUSTRATION	SMR	NATIONAL	PART	FSCM	DESCRIPTION	UNIT	QTY
(A)	(B)	CODE	STOCK	NUMBER		OF	INC
FIG	ITEM		NUMBER			MEAS	IN
NO.	NO.					USABLE ON	UNIT
						CODE	
4	68	PAHZZ	5961-00-472-5039	1854-0354	28480	TRANSISTOR, SILICON, NPN	EA 1
4	69	PAHZZ	5961-00-021-7849	2N4250	80131	TRANSISTOR, SILICON, PNP 2N4250	EA 1
4	70	PAHZZ	5961-00-497-8891	MDS6513-5	04713	TRANSISTOR, SILICON, NPN	EA 1
4	71	PAHZZ	5961-00-931-6998	1853-0010	28480	TRANSISTOR, SILICON, PNP	EA 3
4	72	PAHZZ	5961-00-919-4566	1854-0019	28480	TRANSISTOR, SILICON, NPN	EA 1

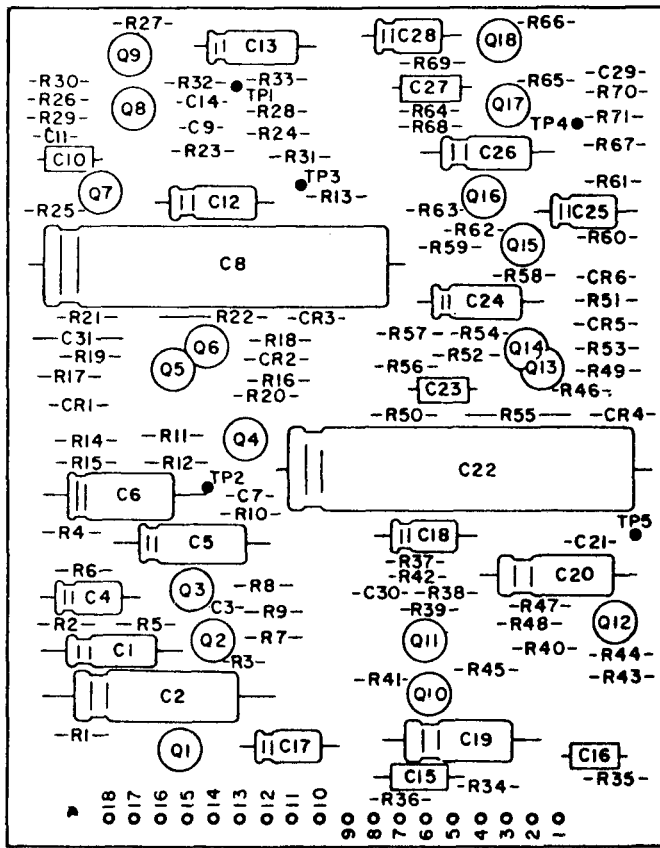


EL11Z005

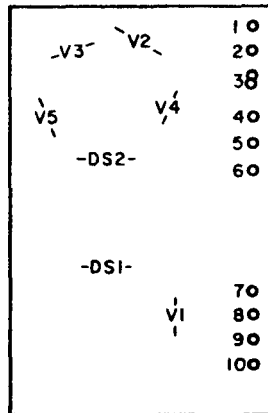
Figure 5. Rejection amplifier.

SECTION II. REPAIR PARTS LIST (CONTINUED)				TM11-6625-1576-24P			
(1)	(2)	(3)	(4)	(5)	(6)	(7)	(8)
ILLUSTRATION	SMR	NATIONAL	PART	FSCM	DESCRIPTION	UNIT	QTY
(A)	(B)	STOCK	NUMBER			OF	INC
FIG	ITEM	NUMBER				MEAS	IN
NO.	NO.					USABLE ON	UNIT
						CODE	
GROUP 02: REJECTION AMPLIFIER							
5	1	PAHZZ	5905-00-114-5417	RCR20G302JS	81349	RESISTOR, FIXED, COMPOSITION	EA 1
5	2	PAHZZ	5905-00-877-7131	2100-0362	28480	RESISTOR, VARIABLE, NONWIREWOUND, 333A SN980-1836 AND BELOW, 334A SN974-02690 AND BELOW	EA 1
5	3	PAHZZ	5910-00-773-7702	30D107G012DC4M1	56289	CAPACITOR, FIXED, ELECTROLYTIC	EA 2
5	4	PAHZZ	5905-00-104-8330	RCR20G333JS	81349	RESISTOR, FIXED, COMPOSITION	EA 2
5	5	XDZZZ		0757-0842	28480	RESISTOR, FIXED, FILM	EA 1
5	6	PAHZZ	5905-00-782-4069	RN6SF7151F	81349	RESISTOR, FIXED, FILM	EA 1
5	7	PAHZZ	5905-00-782-4054	RN65F2741F	81349	RESISTOR, FIXED, FILM	EA 1
5	8	PAHZZ	5905-00-978-6027	RN65F3921F	81349	RESISTOR, FIXED, FILM	EA 1
5	9	PAHZZ	5905-00-858-6791	0757-0281	28480	RESISTOR, FIXED, FILM	EA 1
5	10	PAHZZ	5905-00-064-3180	2100-1435	28480	RESISTOR, VARIABLE, NONWIREWOUND	EA 1
5	10	PAHZZ	5905-00-105-1774	2100-2489	28480	RESISTOR, VARIABLE, 333A SN980-011836 AND ABOVE 334A SN974-02691 AND ABOVE	EA 1
5	11	PAHZZ	5961-00-497-8891	1854-0297	28480	TRANSISTOR, SILICON	EA 2
5	12	PAHZZ	5905-00-141-1187	RCR20G203JS	81349	RESISTOR, FIXED, COMPOSITION	EA 1
5	13	PAHZZ	5910-00-954-5508	CM05FD241J03	81349	CAPACITOR, FIXED, MICA, DIELECTRIC	EA 1
5	14	PAHZZ	5910-00-934-2922	CSR13G395KL	81349	CAPACITOR, FIXED, ELECTROLYTIC	EA 2
5	15	PAHZZ	5905-00-108-6922	RCR20G151JS	81349	RESISTOR, FIXED, COMPOSITION	EA 1
5	16	PAHZZ	5905-00-933-7538	0140-0203	28480	CAPACITOR, FIXED, MICA, DIELECTRIC	EA 1
5	17	PAHZZ	5905-00-141-1165	RCR20G682JS	81349	RESISTOR, FIXED, COMPOSITION	EA 1
5	18	PAHZZ	5905-00-110-0196	RCR20G102JS	81349	RESISTOR, FIXED, COMPOSITION	EA 1
5	19	PAHZZ	5905-00-104-8335	RCR20G124JS	81349	RESISTOR, FIXED, COMPOSITION	EA 1
5	20	PAHZZ	5905-00-110-0993	RCR20G123JS	81349	RESISTOR, FIXED, COMPOSITION, 333A SN910-0152 AND BELOW, 334A SN908-02165 AND BELOW	EA 1
5	20	PAHZZ	5905-00-141-0591	RCR20G103JS	81349	RESISTOR, FIXED, COMPOSITION	EA 1
5	21	PAHZZ	5905-00-114-5399	RCR20G241JS	81349	RESISTOR, FIXED, COMPOSITION	EA 1
5	22	PAHZZ	5905-00-064-3181	2100-1436	28480	RESISTOR, VARIABLE	EA 1
5	22	PAHZZ	5905-00-476-5797	2100-2522	28480	RESISTOR, VARIABLE, 333A SN980-01836 AND ABOVE 3334A SN974-02691 AND ABOVE	EA 1
5	23	PAHZZ	5961-00-083-3317	2N3904	81013	TRANSISTOR, 2N3904	EA 2
5	24	PAHZZ	5905-00-141-0591	RCR20G103JS	81349	RESISTOR, FIXED, COMPOSITION	EA 1
5	25	PAHZZ	5905-00-141-0727	RCR20G201JS	81349	RESISTOR, FIXED, COMPOSITION	EA 2
5	26	PAHZZ	5905-00-114-5425	RCR20G362JS	81349	RESISTOR, FIXED, COMPOSITION	EA 2
5	27	PAHZZ	5910-00-933-8812	34D507G015FJ4	56289	CAPACITOR, FIXED, ELECTROLYTIC	EA 2
5	28	PAHZZ	5905-00-935-8539	RCR20G202JS	81349	RESISTOR, FIXED, COMPOSITION	EA 2
5	29	PAHZZ	5910-00-923-0531	30D307G003CC2DSM	56289	CAPACITOR, FIXED, ELECTROLYTIC	EA 1
5	30	PAHZZ	5910-00-828-0457	0140-0110	28480	CAPACITOR, FIXED, MICA, DIELECTRIC	EA 1
5	31	PAHZZ	5905-00-116-8568	RCR20G752JS	81349	RESISTOR, FIXED, COMPOSITION	EA 2
5	32	PAHZZ	5905-00-111-4734	RCR20G470JS	81349	RESISTOR, FIXED, COMPOSITION	EA 1
5	33	PAHZZ	5910-00-984-8702	CM05E560J03	81349	CAPACITOR, FIXED, MICA, DIELECTRIC	EA 1
5	34	PAHZZ	5905-00-104-8334	RCR20G331JS	81349	RESISTOR, FIXED, COMPOSITION	EA 1
5	35	PAHZZ	5910-00-774-9141	30D207G015DR4	56289	CAPACITOR, FIXED, ELECTROLYTIC	EA 1
5	36	PAHZZ	5961-00-931-0372	2N3906	80131	TRANSISTOR, GERMANIUM, PNP	EA 1
5	37	PAHZZ	5905-00-141-0598	RCR20G561JS	81349	RESISTOR, FIXED, COMPOSITION	EA 1

SECTION II. REPAIR PARTS LIST (CONTINUED)						TM11-6625-1576-24P		
(1)	(2)	(3)	(4)	(5)	(6)	(7)	(8)	
ILLUSTRATION	SMR	NATIONAL	PART	FSCM	DESCRIPTION	UNIT	QTY	
(A)	(B)	CODE	STOCK	NUMBER		OF	INC	
FIG	ITEM		NUMBER			MEAS	IN	
NO.	NO.					USABLE ON	UNIT	
						CODE		
5	38	PAHZZ	5910-00-088-1627	CM05FD151GP3	81349	CAPACITOR, FIXED, MICA, DIELECTRIC	EA	1
5	39	PAHZZ	5905-00-877-7738	30D307G006DF2	56289	CAPACITOR, FIXED, ELECTROLYTIC	EA	1
5	40	PAHZZ	5905-00-935-3841	RC20GF301J	81349	RESISTOR, FIXED, COMPOSITION	EA	1
5	41	PAHZZ	5961-00-931-7010	1855-0006	28480	TRANSISTOR, SILICON, P CHANNEL FET	EA	1
5	42	PAHZZ	5905-00-141-1183	RC07GF101J	81349	RESISTOR, FIXED, COMPOSITION	EA	1
5	43	PAHZZ	5961-00-931-7011	1901-0053	28480	SEMICONDUCTOR DEVICE, DIODE	EA	1
5	44	PAHZZ	5910-00-829-0245	0170-0040	28480	CAPACITOR, FIXED, PLASTIC, DIELECTRIC	EA	1
5	45	PAHZZ	5905-00-246-9396	RCR20G126JS	81349	RESISTOR, FIXED, COMPOSITION	EA	1
5	46	XDHZZ		663UW74791W	84411	CAPACITOR, FIXED, PLASTIC, DIELECTRIC	EA	1
5	47	PAHZZ	5950-00-491-3900	9100-1317	28480	COIL, RADIO FREQUENCY	EA	1
5	48	PAHZZ	5910-00-497-9152	0160-2115	28480	CAPACITOR, FIXED, PLASTIC, DIELECTRIC	EA	1



A5



A6

LEGEND

REF DES	ITEM NO	REF DES	ITEM NO
C1	1	R24	21
C2	2	R25	34
C3	3	R26	21
C4	4	R27	21
C5	5	R28	21
C6	5	R29	21
C7	3	R30	21
C8	6	R31	35
C9	7	R32	36
C10	8	R33	37
C11	3	R34	38
C12	1	R35	38
C13	1	R36	21
C14	9	R37	21
C15	10	R38	24
C16	8	R39	24
C17	4	R40	23
C18	4	R41	23
C19	5	R42	23
C20	5	R43	21
C21	3	R44	21
C22	6	R45	25
C23	11	R46	38
C24	1	R47	27
C25	4	R48	21
C26	12	R49	20
C27	13	R50	21
C28	4	R51	28
C29	9	R52	29
C30	3	R53	30
C31	14	R54	31
CR1	15	R55	39
CR2	16	R56	40
CR3	16	R57	41
CR4	15	R58	21
CR5	16	R59	42
CR6	16	R60	21
DS1	17	R61	43
DS2	17	R62	43
V1	18	R63	43
V2	18	R64	43
V3	18	R65	21
V4	19	R66	21
V5	19	R67	21
R1	20	R68	21
R2	21	R69	21
R3	22	R70	36
R4	21	R71	37
R5	23	Q1	44
R6	23	Q2	44
R7	24	Q3	44
R8	24	Q4	45
R9	23	Q5	44
R10	21	Q6	44
R11	21	Q7	44
R12	25	Q8	46
R13	26	Q9	46
R14	27	Q10	44
R15	21	Q11	44
R16	20	Q12	45
R17	21	Q13	44
R18	28	Q14	44
R19	29	Q15	44
R20	30	Q16	44
R21	31	Q17	46
R22	32	Q18	46
R23	33		

EL11Z006

Figure 6. Metering circuit.

SECTION II. REPAIR PARTS LIST (CONTINUED)					TM11-6625-1576-24P			
(1)	(2)	(3)	(4)	(5)	(6)	(7)	(8)	
ILLUSTRATION	SMR	NATIONAL	PART	FSCM	DESCRIPTION	UNIT	QTY	
(A)	(B)	STOCK	NUMBER			OF	INC	
FIG	ITEM	NUMBER				MEAS	IN	
NO.	NO.					USABLE ON	UNIT	
						CODE		
GROUP 03: METERING CIRCUIT								
6	1	PAHZZ	5910-00-851-6017	30D356G00BB2DSM	56289	CAPACITOR, FIXED, ELECTROLYTIC	EA 4	
6	2	XDHZZ		0180-0063	28480	CAPACITOR, FIXED, ELECTROLYTIC	EA 1	
6	3	PAHZZ	5910-00-542-2010	0150-0093	28480	CAPACITOR, FIXED, CERAMIC, DIELECTRIC	EA 5	
6	4	XDHZZ		30D106G015DSM	56289	CAPACITOR, FIXED, ELECTROLYTIC	EA 5	
6	5	XDHZZ		30D506G025CC2DSM	56289	CAPACITOR, FIXED, ELECTROLYTIC	EA 4	
6	6	PAHZZ	5910-00-877-7747	34D268G2R5FP4	56289	CAPACITOR, FIXED, ELECTROLYTIC	EA 2	
6	7	PAHZZ	5910-00-776-8913	0140-0195	28480	CAPACITOR, FIXED, MICA, DIELECTRIC	EA 1	
6	8	PAHZZ	5910-00-187-0032	150D224X9035A2	56289	CAPACITOR, FIXED, ELECTROLYTIC	EA 2	
6	9	PAHZZ	5910-00-957-2054	CM05ED330G03	81349	CAPACITOR, FIXED, MICA, DIELECTRIC	EA 2	
6	10	PAHZZ	5910-00-809-8667	0180-0161	28480	CAPACITOR, FIXED, ELECTROLYTIC	EA 1	
6	11	PAHZZ	5910-00-837-9319	SCM225FP20D2	82647	CAPACITOR, FIXED, ELECTROLYTIC	EA 1	
6	12	PAHZZ	5910-00-080-1890	0180-0045	28480	CAPACITOR, FIXED, ELECTROLYTIC	EA 1	
6	13	PAHZZ	5910-00-961-9591	0160-0157	28480	CAPACITOR, FIXED, PLASTIC DIELECTRIC	EA 1	
6	14	PAHZZ	5910-00-911-9271	0160-0161	28480	CAPACITOR, FIXED, PLASTIC, DIELECTRIC 333A SN533-00201 AND ABOVE 334A SN538-00201 AND ABOVE	EA 1	
6	15	PAHZZ	5961-00-954-9182	1910-0016	28480	SEMICONDUCTOR DEVICE, DIODE	EA 2	
6	16	PAHZZ	5961-00-978-7468	1901-0025	28480	SEMICONDUCTOR DEVICE, DIODE	EA 4	
6	17	PAOZZ	6240-00-880-8699	1869	08108	LAMP, INCANDESCENT	EA 2	
6	18	PAHZZ	5961-00-830-4759	CL905HL	03911	PHOTOELECTRIC CELL	EA 3	
6	19	PAHZZ	5961-00-831-8518	CL905HN	03911	PHOTOELECTRIC CELL	EA 2	
6	20	PAHZZ	5905-00-116-8556	RCR07G223JS	81349	RESISTOR, FIXED, COMPOSITION	EA 3	
6	21	PAHZZ	5905-00-106-3666	RCR07G103JS	81349	RESISTOR, FIXED, COMPOSITION	EA 25	
6	22	PAHZZ	5905-00-119-3504	RCR07G273JS	81349	RESISTOR, FIXED, COMPOSITION	EA 1	
6	23	PAHZZ	5905-00-106-1278	RCR07G123JS	81349	RESISTOR, FIXED, COMPOSITION	EA 6	
6	24	PAHZZ	5905-00-191-1183	RCR07G101JS	81349	RESISTOR, FIXED, COMPOSITION	EA 4	
6	25	PAHZZ	5905-00-113-4858	RCR07G754JS	81349	RESISTOR, FIXED, COMPOSITION	EA 2	
6	26	PAHZZ	5905-00-104-8366	RCR07G5R1JS	81349	RESISTOR, FIXED, COMPOSITION	EA 1	
6	27	PAHZZ	5905-00-111-4845	RCR07G201JS	81349	RESISTOR, FIXED, COMPOSITION	EA 2	
6	28	PAHZZ	5905-00-114-0708	RCR07G202JS	81349	RESISTOR, FIXED, COMPOSITION	EA 2	
6	29	PAHZZ	5905-00-136-8430	RCR07G363JS	81349	RESISTOR, FIXED, COMPOSITION	EA 2	
6	30	PAHZZ	5905-00-111-1686	RCR07G161JS	81349	RESISTOR, FIXED, COMPOSITION	EA 2	
6	31	PAHZZ	5905-00-104-8370	RCR07G361JS	81349	RESISTOR, FIXED, COMPOSITION	EA 2	
6	32	PAHZZ		0757-0834	28480	RESISTOR, FIXED, FILM	EA 1	
6	32	XDHZZ	5905-00-904-4404	0757-0437	28480	RESISTOR, FIXED, FILM, 333A SN970-01786 AND ABOVE, 334A SN948-02616 AND ABOVE	EA 1	
6	33	PAHZZ	5905-00-110-0388	RCR07G104JS	81349	RESISTOR, FIXED, COMPOSITION	EA 1	
6	34	PAHZZ	5905-00-111-1679	RCR07G512JS	81349	RESISTOR, FIXED, COMPOSITION	EA 1	
6	35	PAHZZ	5905-00-114-5344	RCR07G184JS	81349	RESISTOR, FIXED, COMPOSITION	EA 1	
6	36	PAHZZ	5905-00-121-9920	RCR07G303JS	81349	RESISTOR, FIXED, COMPOSITION	EA 2	
6	37	PAHZZ	5905-00-119-3505	RCR07G683JS	81349	RESISTOR, FIXED, COMPOSITION	EA 2	
6	38	PAHZZ	5905-00-107-0656	RCR07G100JS	81349	RESISTOR, FIXED, COMPOSITION	EA 3	
6	39	PAHZZ	5905-00-978-6022	RN65F8251F	81349	RESISTOR, FIXED, FILM	EA 1	

SECTION II. REPAIR PARTS LIST (CONTINUED)						TM11-6625-1576-24P	(7)	(8)
(1)	(2)	(3)	(4)	(5)	(6)		(7)	(8)
ILLUSTRATION	SMR	NATIONAL	PART	FSCM	DESCRIPTION		UNIT	QTY
(A)	(B)	CODE	STOCK				OF	INC
FIG	ITEM		NUMBER			USABLE ON	MEAS	IN
NO.	NO.					CODE		UNIT
6	39	XDHZZ		0698-4470	28480	RESISTOR, FIXED, FILM, 333A SN970-01186 AND ABOVE 334A SN948-02616 AND ABOVE	EA	1
6	40	PAHZZ	5905-00-115-3560	RCR07G183JS	81349	RESISTOR, FIXED, COMPOSITION, 333A SN970-01786 AND ABOVE 334A SN948-02616 AND ABOVE	EA	1
6	41	PAHZZ	5905-00-105-7764	RCR07G222JS	81349	RESISTOR, FIXED, COMPOSITION	EA	1
6	42	PAHZZ	5905-00-119-8812	RCR07G121JS	81349	RESISTOR, FIXED, COMPOSITION	EA	1
6	43	PAHZZ	5905-00-126-6683	RCR07G332JS	81349	RESISTOR, FIXED, COMPOSITION	EA	4
6	44	PAHZZ	5961-00-931-0152	2N3391	80131	TRANSISTOR, SILICON, NPN	EA	12
6	45	PAHZZ	5961-00-826-0799	2N1304	80131	TRANSISTOR, GERMANIUM, NPN	EA	2
6	46	PAHZZ	5961-00-866-4810	2N708	80131	TRANSISTOR, SILICON, PLANAR, NPN	EA	4

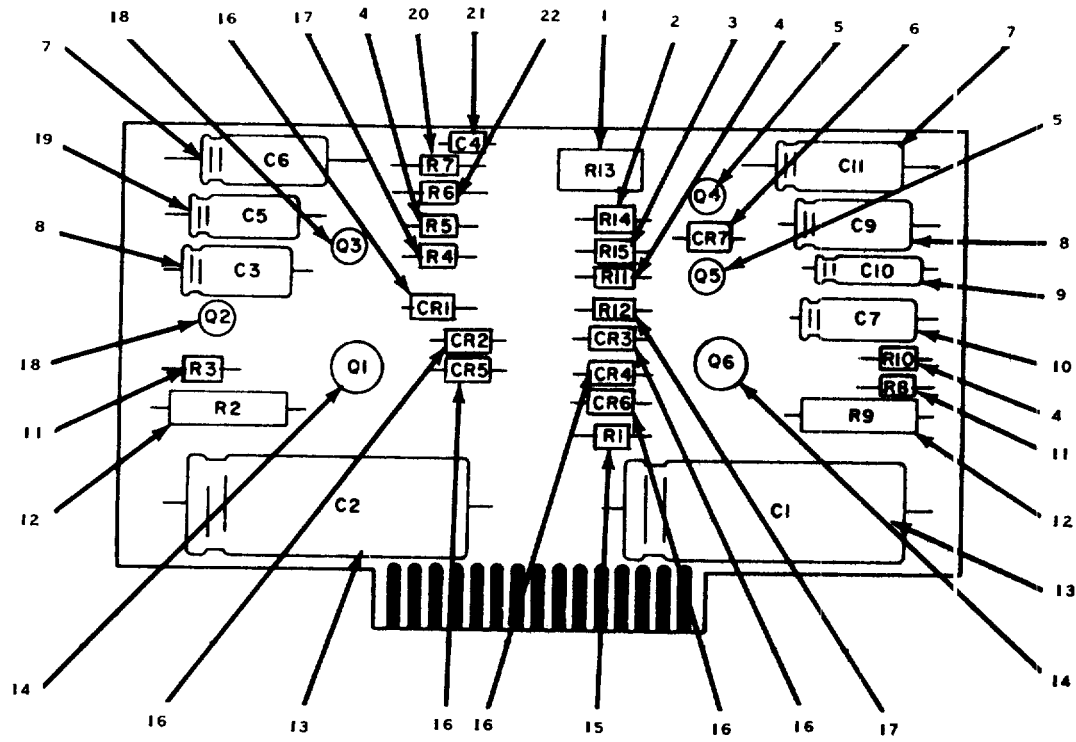


Figure 7. Power supply.

SECTION II. REPAIR PARTS LIST (CONTINUED)				TM11-6625-1576-24P			
(1)	(2)	(3)	(4)	(5)	(6)	(7)	(8)
ILLUSTRATION	SMR	NATIONAL	PART	FSCM	DESCRIPTION	UNIT	QTY
(A)	(B)	STOCK	NUMBER			OF	INC
FIG	ITEM	NUMBER				MEAS	IN
NO.	NO.					USABLE ON	UNIT
						CODE	
GROUP 04: POWER SUPPLY							
7	1	XDHZZ	2100-1434	28480	RESISTOR, VARIABLE, 333A SN910-01665 AND BELOW 334A SN908-02445 AND BELOW	EA	1
7	1	PAHZZ	5905-00-476-5796	2100-2633	28480	RESISTOR, VARIABLE LIN, CERMET	EA 1
7	2	PAHZZ	5905-00-111-4738	RCR20G152JS	81349	RESISTOR, FIXED, COMPOSITION	EA 1
7	3	PAHZZ	5905-00-111-4744	RCR20G512JS	81349	RESISTOR, FIXED, COMPOSITION	EA 1
7	4	PAHZZ	5905-00-141-1165	RCR20G682JS	81349	RESISTOR, FIXED, COMPOSITION	EA 3
7	5	PAHZZ	5961-00-868-6521	2N404A	80131	TRANSISTOR, GERMANIUM, PNP	EA 2
7	6	PAHZZ	5961-00-058-8828	SZ10939-144	04713	SEMICONDUCTOR DEVICE, DIODE	EA 1
7	7	PAHZZ	5910-00-781-9397	30D406G050DD2	56289	CAPACITOR, FIXED, ELECTROLYTIC	EA 2
7	8	PAHZZ	5910-00-936-3722	30D107G016DC4	56289	CAPACITOR, FIXED, ELECTROLYTIC	EA 2
7	9	PAHZZ	5910-00-889-4854	30D106G025BB4	56289	CAPACITOR, FIXED, ELECTROLYTIC	EA 1
7	10	PAHZZ	5910-00-773-7702	30D107G012DC4M1	56289	CAPACITOR, FIXED, ELECTROLYTIC	EA 1
7	11	PAHZZ	5905-00-110-0196	RCR20G102JS	81349	RESISTOR, FIXED, COMPOSITION	EA 2
7	12	PAHZZ	5905-00-877-7839	0766-0029	28480	RESISTOR, FIXED, FILM	EA 2
7	13	XDHZZ		3439720DSB	56289	CAPACITOR, FIXED, ELECTROLYTIC	EA 2
7	14	PAHZZ	5961-00-082-1617	2N1701	80131	TRANSISTOR, SILICON, NPN	EA 2
7	15	PAHZZ	5905-00-104-8330	RCR20G333JS	81349	RESISTOR, FIXED, COMPOSITION, 333A SN910-01525 AND BELOW, 334A SN908-02165 AND BELOW	EA 1
7	16	PAHZZ	5961-00-060-8638	1901-0026	28480	SEMICONDUCTOR DEVICE, DIODE	EA 6
7	17	PAHZZ	5905-00-116-8568	RCR20G752JS	81349	RESISTOR, FIXED, COMPOSITION	EA 2
7	18	PAHZZ	5961-00-985-9073	2N3053	80131	TRANSISTOR, SILICON, NPN	EA 2
7	19	XDHZZ		30D506G025DD4M1	56289	CAPACITOR, FIXED, ELECTROLYTIC	EA 1
7	20	PAHZZ	5905-00-238-0424	MF6CD1272F	19701	RESISTOR, FIXED, FILM, 333A SN744, 334A SN743	EA 1
7	21	PAHZZ	5910-00-064-3199	29C332	56289	CAPACITOR, FIXED, CERAMIC, DIELECTRIC	EA 1
7	22	PAHZZ	5905-00-062-1090	MF6CD1212F	19701	RESISTOR, FIXED, FILM 333A SN744, 334A SN743	EA 1

SECTION IV. NATIONAL STOCK NUMBER AND PART NUMBER INDEX

STOCK NUMBER	FIG. NO.	ITEM NO.	STOCK NUMBER	FIG. NO.	ITEM NO.
3020-00-289-9755	3	23	5905-00-111-4845	6	27
3020-00-677-4928	3	24	5905-00-111-4845	4	46
4930-00-812-7105	1	7	5905-00-113-4858	6	25
5305-00-719-5342	3	3	5905-00-114-0708	4	51
5310-00-245-3604	3	26	5905-00-114-0708	6	28
5340-00-435-5340	3	35	5905-00-114-5344	6	35
5355-00-059-9065	3	2	5905-00-114-5366	2	39
5355-00-061-8597	2	48	5905-00-114-5399	5	21
5355-00-238-7865	3	12	5905-00-114-5417	5	1
5355-00-908-9402	2	13	5905-00-114-5425	5	26
5355-00-908-9418	2	49	5905-00-115-3560	6	40
5355-00-919-9953	2	44	5905-00-115-3562	4	58
5360-00-763-0796	3	25	5905-00-116-233	4	47
5365-00-720-8064	3	14	5905-00-116-8555	4	38
5905-00-062-1090	7	22	5905-00-116-8555	6	40
5905-00-064-3180	5	10	5905-00-116-8556	6	20
5905-00-064-3181	5	22	5905-00-116-8568	5	31
5905-00-078-7402	1	2	5905-00-116-8568	7	17
5905-00-104-8330	2	16	5905-00-119-3504	6	22
5905-00-104-8330	5	4	5905-00-119-3505	6	37
5905-00-104-8330	7	15	5905-00-119-8811	4	42
5905-00-104-8334	5	34	5905-00-119-8812	6	42
5905-00-104-8335	5	19	5905-00-120-9154	4	43
5905-00-104-8366	6	26	5905-00-121-9920	6	36
5905-00-104-8368	4	44	5905-00-121-9938	4	65
5905-00-104-8370	6	31	5905-00-122-0004	4	39
5905-00-105-1774	5	10	5905-00-126-6683	6	43
5905-00-105-7764	6	41	5905-00-126-6696	4	37
5905-00-106-1249	4	47	5905-00-131-9729	4	36
5905-00-106-1249	4	48	5905-00-135-6046	4	41
5905-00-106-1278	4	52	5905-00-136-3891	4	40
5905-00-106-1278	6	23	5905-00-136-8406	4	64
5905-00-106-3666	6	21	5905-00-136-8430	4	33
5905-00-107-0656	4	63	5905-00-136-8430	6	29
5905-00-107-0656	6	38	5905-00-141-0591	2	25
5905-00-108-6922	5	15	5905-00-141-0591	5	20
5905-00-110-0196	5	18	5905-00-141-0591	5	24
5905-00-110-0196	7	11	5905-00-141-0598	5	37
5905-00-110-0388	6	33	5905-00-141-0727	5	25
5905-00-110-0993	5	20	5905-00-141-0742	4	62
5905-00-110-7620	4	35	5905-00-141-1165	5	17
5905-00-110-7622	4	49	5905-00-141-1165	7	4
5905-00-111-1679	2	43	5905-00-141-1183	5	42
5905-00-111-1679	6	34	5905-00-141-1187	5	12
5905-00-111-1686	6	30	5905-00-191-1183	4	59
5905-00-111-4734	5	32	5905-00-191-1183	6	24
5905-00-111-4738	7	2	5905-00-238-0424	7	20
5905-00-111-4742	2	24	5905-00-246-8690	4	34
5905-00-111-4744	7	3	5905-00-246-9396	5	45
5905-00-111-4750	4	30	5905-00-256-8993	4	43
5905-00-111-4845	4	50	5905-00-400-4528	4	65

SECTION IV. NATIONAL STOCK NUMBER AND PART NUMBER INDEX

STOCK NUMBER	FIG. NO.	ITEM NO.	STOCK NUMBER	FIG. NO.	ITEM NO.
5905-00-410-1313	4	32	5910-00-774-9141	5	35
5905-00-442-9356	4	45	5910-00-776-8913	6	7
5905-00-442-9356	4	53	5910-00-781-1154	3	43
5905-00-476-5796	7	1	5910-00-781-9397	7	7
5905-00-476-5797	5	22			
5905-00-543-0006	2	22	5910-00-806-3412	3	42
5905-00-722-0134	2	34	5910-00-807-7253	4	25
5905-00-771-5954	4	60	5910-00-809-8667	6	10
5905-00-782-4054	5	7	5910-00-828-0457	5	30
5905-00-782-4069	5	6	5910-00-829-0245	5	44
5905-00-824-7535	4	54	5910-00-837-9319	6	11
5905-00-835-3407	4	32	5910-00-851-6017	6	1
5905-00-858-4293	4	57	5910-00-852-2644	4	14
5905-00-858-6791	5	9	5910-00-852-3033	4	3
5905-00-877-7131	5	2	5910-00-866-5544	2	8
5905-00-877-7738	5	39	5910-00-877-7747	6	6
5905-00-877-7839	7	12	5910-00-889-4854	7	9
5905-00-891-4202	2	27	5910-00-893-5180	4	4
5905-00-904-4404	6	32	5910-00-893-5180	4	22
5905-00-917-0588	4	55	5910-00-911-9271	4	11
5905-00-933-7538	5	16	5910-00-911-9271	6	14
5905-00-935-3841	5	40	5910-00-914-2605	4	24
5905-00-935-8539	5	28	5910-00-914-2623	4	17
5905-00-960-0099	4	44	5910-00-914-4732	4	2
5905-00-960-0099	4	45	5910-00-914-4732	4	17
5905-00-978-6022	6	39	5910-00-914-4732	4	24
5905-00-978-6027	5	8	5910-00-921-8821	4	19
5905-00-994-8500	4	61	5910-00-923-0531	4	5
5905-00-998-1813	4	55	5910-00-923-9531	5	29
5905-00-998-1906	4	56	5910-00-928-5344	2	41
5910-00-034-1831	2	7	5910-00-933-8812	4	12
5910-00-064-3199	7	21	5910-00-933-8812	5	27
5910-00-068-3923	4	1	5910-00-934-2922	5	14
5910-00-080-1890	6	12	5910-00-936-3722	4	16
5910-00-088-1627	5	38	5910-00-936-3722	7	8
5915-00-115-2262	4	31	5910-00-950-6822	4	21
5910-00-187-0032	4	10	5910-00-954-5508	5	13
5910-00-187-0032	6	8	5910-00-957-2054	6	9
5910-00-226-5187	4	15	5910-00-961-9591	6	13
5910-00-257-0227	4	6	5910-00-984-8702	5	33
5910-00-444-6641	2	36	5920-00-221-5673	2	31
5910-00-497-9152	5	48	5920-00-229-1312	2	22
5910-00-542-2010	6	3	5920-00-434-9726	2	32
5910-00-578-5543	2	6	5920-00-881-4636	2	21
5910-00-728-2215	4	10	5930-00-058-9082	1	8
5910-00-728-4387	2	35	5930-00-064-3185	1	6
5910-00-773-7702	5	3	5930-00-406-8746	1	13
5910-00-773-7702	7	10	5930-00-539-7661	1	3
5910-00-774-7319	4	8	5935-00-897-9351	1	14
5910-00-774-9141	4	9	5930-00-907-2197	1	11

SECTION IV. NATIONAL STOCK NUMBER AND PART NUMBER INDEX

STOCK NUMBER	FIG. NO.	ITEM NO.	STOCK NUMBER	FIG. NO.	ITEM NO.
5930-00-977-1760	1	13	6625-00-077-2362	2	17
5940-00-926-9822	2	42	6625-00-246-4422	2	1
5950-00-055-3592	3	41	6625-00-253-3799	2	10
5950-00-111-4734	2	28	6625-00-369-9227	3	1
5950-00-477-7567	2	23	6625-00-400-5265	2	5
5950-00-491-3900	5	47	6625-00-724-1672	1	5
5950-00-835-3027	2	26	6625-00-724-1675	1	1
5950-00-877-3465	2	37	6625-00-724-1677	1	4
5950-00-947-3345	3	19	6625-00-727-4381	2	3
5961-00-021-7849	4	16	6625-00-727-4383	2	1
5961-00-058-8828	7	6	6625-00-727-4403	2	15
5961-00-060-8638	7	16	6625-00-760-9521	3	37
5961-00-082-1617	7	14	6625-00-772-6119	3	5
5961-00-083-3317	5	23	6625-00-802-8713	1	10
5961-00-100-6335	4	66	6625-00-903-0348	3	39
5961-00-442-9470	4	66	6625-00-991-1149	3	22
5961-00-450-6345	4	67			
5961-00-472-5039	4	68			
5961-00-497-8891	4	70			
5961-00-497-8891	5	11			
5961-00-717-3670	4	26			
5961-00-826-0799	6	45			
5961-00-830-4759	6	18			
5961-00-831-8518	6	19			
5961-00-866-4810	6	46			
5961-00-877-7123	4	29			
5961-00-878-6521	7	5			
5961-00-891-4080	4	28			
5961-00-919-4566	4	72			
5961-00-931-0152	6	44			
5961-00-931-0372	5	36			
5961-00-931-6998	4	71			
5961-00-931-7010	5	41			
5961-00-931-7011	5	43			
5961-00-954-9182	3	44			
5961-00-954-9182	6	15			
5961-00-978-7468	2	45			
5961-00-978-7468	4	27			
5961-00-978-7468	6	16			
5961-00-985-9073	7	18			
5970-00-080-9780	2	20			
5970-00-837-0058	2	40			
5970-00-837-0062	2	51			
5970-00-914-3897	2	19			
5995-00-067-5039	1	12			
5995-00-995-9822	1	15			
5999-00-809-8580	2	38			
6210-00-761-8898	1	9			
6240-00-880-8699	6	17			
6625-00-058-2595	1	10			

SECTION IV. NATIONAL STOCK NUMBER AND PART NUMBER INDEX (CONTINUED)

PART NUMBER	FSCM	FIG. NO.	ITEM NO.	PART NUMBER	FSCM	FIG. NO.	ITEM NO.
AC3	82389	1	12	RCR07G433JS	81349	4	39
CL905HL	03911	6	18	RCR07G470JS	81349	4	44
CL905HN	03911	6	19	RCR07G471JS	81349	4	43
CM05E560J03	81349	5	33	RCR07G5R1JS	81349	6	26
CM05ED330G03	81349	6	9	RCR07G510JS	81349	4	47
CM05FD151GP3	81349	5	38	RCR07F510JS	81349	4	48
CM05FD241J03	81349	5	13	RCR07G511JS	81349	4	47
CM06FD152G03	81349	3	43	RCR07G512JS	81349	6	34
CM06FD202J03	81349	3	42	RCR07G514JS	81349	4	34
CSR13G395KL	81349	5	14	RCR07G621JS	81349	4	40
F02GR062B	81349	2	22	RCR07G681JS	81349	4	41
F21403	07263	4	29	RCR07G682JS	81349	4	49
KH4147	70903	1	15	RCR07G683JS	81349	6	37
MDS6513-5	04713	4	70	RCR07G751JS	81349	4	37
MF6CD1212F	19701	7	22	RCR07G754JS	81349	6	25
MF6CD1272F	19701	7	20	RCR07G913JS	81349	4	31
MI5CD36R5F	19701	4	61	RCR20G102JS	81349	5	18
MS51963-34	96906	3	3	RCR20G102JS	81349	7	11
MS90078-19	96906	2	32	RCR20G103JS	81349	2	25
RCR07G100JS	81349	4	63	RCR20G103JS	81349	5	20
RCR07G100JS	81349	6	38	RCR20G103JS	81349	5	24
RCR07G101JS	81349	4	59	RCR20G123JS	81349	5	20
RCR07G101JS	81349	6	24	RCR20G124JS	81349	5	19
RCR07G102JS	81349	4	35	RCR20G126JS	81349	5	45
RCR07G103JS	81349	6	21	RCR20G132JS	81349	2	39
RCR07G104JS	81349	6	33	RCR20G151JS	81349	5	15
RCR07G121JS	81349	6	42	RCR20G201JS	81349	5	25
RCR07G123JS	81349	4	52	RCR20G202JS	81349	5	28
RCR07G123JS	81349	6	23	RCR20G203JS	81349	5	12
RCR07G124JS	81349	4	65	RCR20G241JS	81349	5	21
RCR07G151JS	81349	4	42	RCR20G302JS	81349	5	1
RCR07G152JS	81349	7	2	RCR20G331JS	81349	5	34
RCR07G153JS	81349	4	38	RCR20G333JS	81349	2	16
RCR07G153JS	81349	6	40	RCR20G333JS	81349	5	4
RCR07G161JS	81349	6	30	RCR20G333JS	81349	7	15
RCR07G181JS	81349	4	62	RCR20G362JS	81349	5	26
RCR07G183JS	81349	6	40	RCR20G391JS	81349	2	24
RCR07G184JS	81349	6	35	RCR20G470JS	81349	2	28
RCR07G201JS	81349	4	46	RCR20G470JS	81349	5	32
RCR07G201JS	81349	4	50	RCR20G512JS	81349	2	43
RCR07G201JS	81349	6	27	RCR20G512JS	81349	7	3
RCR07G202JS	81349	4	51	RCR20G561JS	81349	5	37
RCR07G202JS	81349	6	28	RCR20G682JS	81349	5	17
RCR07G222JS	81349	6	41	RCR20G682JS	81349	7	4
RCR07G223JS	81349	6	20	RCR20G752JS	81349	5	31
RCR07G240JS	81349	4	45	RCR20G752JS	81349	7	17
RCR07G240JS	81349	4	53	RC07GF101J	81349	5	42
RCR07G242JS	81349	4	64	RC20GF301F	81349	5	40
RCR07G273JS	81349	6	22	RDM15C120J5C	00853	4	1
RCR07G301JS	81349	4	30	RDM15C220J5C	00853	4	6
RCR07G302JS	81349	4	36	RDM15E390J3C	72136	4	20
RCR07G303JS	81349	6	36	RDM15E820J3C	72136	4	8
RCR07G332JS	81349	6	43	RDM15F161G3C	72136	4	15
RCR07G361JS	81349	6	31	RDM15F391J3C	00853	4	2
RCR07G363JS	81349	4	33	RN65F2741F	81349	5	7
RCR07G363JS	81349	6	29	RN65F3921F	81349	5	8
RCR07G394JS	81349	4	58	RN65F7151	81349	5	6
				RN65F825F	81349	6	39

PART NUMBER	FSCM	FIG. NO.	ITEM NO.	PART NUMBER	FSCM	FIG. NO.	ITEM NO.
SA25001	95265	2	26	0340-0099	28480	2	40
SCM225FP20D2	82647	6	11	0340-0100	28480	2	51
SS50	78488	1	3	0370-0046	28480	2	12
SZ10939-144	04713	7	6	0370-0112	28480	2	44
00331-00102	28480	3	27	0370-0113	28480	2	13
00331-00601	28480	2	30	0370-0114	28480	2	49
00331-00602	28480	2	33	0370-0117	28480	2	48
00331-00603	28480	2	47	0370-0160	28480	3	2
00331-0101	28480	2	46	0380-0200	28480	2	14
00331-01201	28480	2	11	0510-0005	28480	3	14
00331-04102	28480	2	53	0683-1005	28480	4	44
00332-00602	28480	2	52	0683-1005	28480	4	45
00332-66502	28480	2	2	0683-7535	28480	4	65
00333-00201	28480	3	40				
00333-00202	28480	3	32	0698-3174	28480	4	54
00333-00203	28480	3	32	0698-3147	28480	4	55
00333-04001	28480	3	7	0698-4470	28480	6	39
00333-60701	28480	3	1	0757-0281	28480	5	9
00333-61901	28480	1	1	0757-0346	28480	4	56
00333-61902	28480	1	5	0757-0437	28480	6	32
00333-61903	28480	1	4	0757-0834	28480	6	32
00333-63601	28480	3	17	0757-0842	28480	5	5
00333-66501	28480	2	17	0757-1102	28480	4	55
00333-66502	28480	2	1	0766-0029	28480	7	12
00333-66503	28480	2	5	0767-0001	28480	2	34
00333-66505	28480	2	15	0813-0029	28480	2	27
00333-66506	28480	2	10	1N4392	80131	4	28
00333-66507	28480	2	3	1120-0352	28480	1	10
00333-66508	28480	2	1	1120-0398	28480	1	10
00334-00201	28480	3	40	1250-0118	28480	1	14
00334-00202	28480	3	32	1251-0135	28480	2	29
00334-00203	28480	3	32	1490-0030	28480	3	37
0121-0004	28480	2	8	150DD224X9035A2	56289	6	8
0140-0021	28480	2	7	150D185X9035B2DYS	56289	4	3
0140-0110	28480	5	30	150D224X9035A2	56289	4	10
0140-0195	28480	6	7	150D226X9015B2	56289	4	25
0140-0198	28480	4	24	150D474X9035A2	56289	4	18
0140-0200	28480	4	17	1500-0002	28480	3	19
0140-0200	28480	4	24	1500-0004	28480	3	22
0140-0203	28480	5	16	1510-0010	28480	2	42
0140-0206	28480	2	41	1510-0011	28480	2	50
0140-0208	28480	4	17	1853-0010	28480	4	71
0150-0015	28480	2	9				
0150-0084	28480	4	10	1853-0203	28480	4	67
0150-0093	28480	6	3	1854-0019	28480	4	72
0150-0121	28480	4	21	1854-0297	28480	5	11
0160-0157	28480	6	13	1854-0354	28480	4	68
0160-0161	28480	6	14	1855-0006	28480	5	41
0160-2115	28480	5	48	1855-0052	28480	4	66
0160-3327	28480	2	36	1855-0082	28480	4	66
0160-3333	28480	2	18	1869	08108	6	17
0170-0040	28480	5	44	187	76854	1	11
0180-0045	28480	6	12	19C251A	56289	4	14
0180-0063	28480	6	2	1901-0025	28480	45	
0180-0161	28480	6	10	1901-0025	28480	4	27
0340-0087	28480	2	19	1901-0025	28480	6	16
0340-0091	28480	2	20	1901-0026	28480	7	16

SECTION IV. NATIONAL STOCK NUMBER AND PART NUMBER INDEX (CONTINUED)

PART NUMBER	FSCM	FIG. NO.	ITEM NO.	PART NUMBER	FSCM	FIG. NO.	ITEM NO.
1901-0044	28480	4	26	3100-0878	28480	1	6
1901-0053	28480	5	43	3101-0036	28480	1	8
1910-0016	28480	3	44	3101-0889	28480	1	3
1910-0016	28480	6	15	3101-1234	28480	1	13
192P10392PTS	56289	4	11	34D138G2R5FJ4DSB	56289	4	13
2N1701	80131	7	14	34D268G2R5FP4	56289	6	6
2N3053	80131	7	18	34D507G015FJ4	56289	4	12
2N3391	80131	6	44	34D507G015FJ4	56289	5	27
2N3904	80131	5	23	342014	75915	2	21
2N3906	80131	5	36	3439720DSB	56289	7	13
2N404A	80131	7	5	357002	75915	2	31
2N4250	80131	4	69	4603	42190	1	7
2N708	80131	6	46	4633	42190	1	13
2100-0094	28480	4	32	5000-0051	28480	3	36
2100-0151	28480	4	60	5000-0637	28480	3	25
2100-0206	28480	4	57	5000-0732	28480	3	33
2100-0362	28480	5	2	5000-0733	28480	3	34
2100-1434	28480	7	1	5020-0327	28480	3	18
2100-1435	28480	5	10	5020-0630	28480	3	8
2100-1536	28480	5	22	5020-0639	28480	3	16
2100-1736	28480	1	2	503-000B2P028R	72982	2	6
2100-1738	28480	4	43	5040-0601	28480	2	4
2100-1788	28480	4	60	5040-0619	28480	3	12
2100-2031	28480	4	32	5040-0631	28480	3	21
2100-2489	28480	5	10	5040-0669	28480	3	6
2100-2522	28480	5	22	5060-0020	28480	3	23
2100-2633	28480	7	1	5060-0021	28480	3	24
2110-0017	28480	2	22	5060-0222	28480	3	35
2190-0010	28480	3	11	5060-0731	28480	3	31
2190-0057	28480	3	29	5060-0739	28480	3	30
2370-0016	28480	3	4	5060-0751	28480	3	38
2390-0009	28480	3	10	5060-0767	28480	3	39
2460-0004	28480	3	28	5060-4916	28480	2	42
2530-0003	28480	3	13	599-124	72765	1	9
29C332	56289	7	21	61B40D4	28480	3	5
30D107G012DC4M1	56289	7	10	663UW33454W	84411	2	35
30D106G015BA4	56289	4	7	663UW47491W	84411	5	46
30D106G015DSM	56289	6	4	9100-1316	28480	2	23
30D107G012DC4M1	53289	5	3	9100-1317	28480	5	47
30D107G016DC4	56289	4	15	9140-0052	28480	3	41
30D107G016DC4	53289	7	8	9170-0016	28480	2	38
30D106G025BB4	56289	7	9	9170-0805	28480	2	37
30D207G003CC2DSM	56289	4	5				
30D207G003CC2DSM	56289	5	29				
30D207G015DH4	56289	4	9				
30D207G015DH4	56289	5	35				
30D307G006DF2	56289	5	39				
30D356G00BB2DSM	56289	6	1				
30D406G050DD2	56289	7	7				
30D506G006CB4M1	56289	4	4				
30D506G025CC2DSM	56289	4	23				
30D506G006C02	56289	4	22				
30D506G025CC2DSM	56289	6	5				
30D506G025DD4M1	56289	7	19				
3030-0004	28480	3	9				
3030-0022	28480	3	20				
3050-0017	28480	3	15				
3050-0180	28480	3	26				



SOMETHING WRONG WITH THIS MANUAL?

THEN... JOT DOWN THE DOPE ABOUT IT ON THIS FORM, TEAR IT OUT, FOLD IT AND DROP IT IN THE MAIL!

FROM: (YOUR UNIT'S COMPLETE ADDRESS)

Commander
Stateside Army Depot
ATTN: AMSTA-US
Stateside, N.J. 07703

DATE 10 July 1975

PUBLICATION NUMBER TM 11-5840-340-12	DATE 23 Jan 74	TITLE Radar Set AN/PSC-76
---	-------------------	------------------------------

BE EXACT... PIN-POINT WHERE IT IS IN THIS SPACE TELL WHAT IS WRONG AND WHAT SHOULD BE DONE ABOUT IT:

PAGE NO.	PARA-GRAPH	FIGURE NO.	TABLE NO.	
2-25	2-28			<p>Recommend that the installation antenna alignment procedure be changed throughout to specify a 2° IFF antenna lag rather than 1°.</p> <p>REASON: Experience has shown that with only a 1° lag, the antenna servo system is too sensitive to wind gusting in excess of 25 knots, and has a tendency to rapidly accelerate and decelerate as it hunts, causing strain to the drive train. Hunting is minimized by adjusting the lag to 2° without degradation of operation.</p>
3-10	3-3		3-1	<p>Item 5, Function column. Change "2 db" to "3db."</p> <p>REASON: The adjustment procedure for the TRANS POWER FAULT indicator calls for a 3 db (500 watts) adjustment to light the TRANS POWER FAULT indicator.</p>
5-6	5-8			<p>Add new step f.1 to read, "Replace cover plate removed in step e.1, above."</p> <p>REASON: To replace the cover plate.</p>
		FO3		<p>Zone C 3. On J1-2, change "+24 VDC to "+5 VDC."</p> <p>REASON: This is the output line of the 5 VDC power supply. + 24 VDC is the input voltage.</p>

TEAR ALONG DOTTED LINE

TYPED NAME, GRADE OR TITLE, AND TELEPHONE NUMBER

SSG I. M. DeSpirito 999-1776

SIGN HERE:

SSG I. M. DeSpirito

DA FORM 2028-2 (TEST) AUG 74

P.S.--IF YOUR OUTFIT WANTS TO KNOW ABOUT YOUR MANUAL "FIND" MAKE A CARBON COPY OF THIS AND GIVE IT TO YOUR HEADQUARTERS.

HISA 1686-75



THEN... JOT DOWN THE DOPE ABOUT IT ON THIS FORM, TEAR IT OUT, FOLD IT AND DROP IT IN THE MAIL!

SOMETHING WRONG WITH THIS MANUAL?

FROM: (YOUR UNIT'S COMPLETE ADDRESS)

DATE

PUBLICATION NUMBER

DATE

TITLE

BE EXACT... PIN-POINT WHERE IT IS

IN THIS SPACE TELL WHAT IS WRONG AND WHAT SHOULD BE DONE ABOUT IT:

PAGE NO.	PARA-GRAPH	FIGURE NO.	TABLE NO.
----------	------------	------------	-----------

TEAR ALONG DOTTED LINE

TYPED NAME, GRADE OR TITLE, AND TELEPHONE NUMBER

SIGN HERE:

FILL IN YOUR
UNIT'S ADDRESS

FOLD BACK

DEPARTMENT OF THE ARMY

OFFICIAL BUSINESS

Commander
US Army Electronics Command
ATTN: DRSEL-MA-Q
Port Monmouth, New Jersey 07703

CUT ALONG DOTTED LINE

FOLD BACK

REVERSE OF DA FORM 2025-2 (TEST)



SOMETHING WRONG WITH THIS MANUAL?

THEN... JOT DOWN THE DOPE ABOUT IT ON THIS FORM, TEAR IT OUT, FOLD IT AND DROP IT IN THE MAIL!

FROM: (YOUR UNIT'S COMPLETE ADDRESS)

DATE

PUBLICATION NUMBER

DATE

TITLE

BE EXACT... PIN-POINT WHERE IT IS

IN THIS SPACE TELL WHAT IS WRONG AND WHAT SHOULD BE DONE ABOUT IT:

PAGE NO.	PARA-GRAPH	FIGURE NO.	TABLE NO.

TEAR ALONG DOTTED LINE

TYPED NAME, GRADE OR TITLE, AND TELEPHONE NUMBER

SIGN HERE:

FILL IN YOUR
UNIT'S ADDRESS

DEPARTMENT OF THE ARMY

OFFICIAL BUSINESS

Commander
US Army Electronics Command
ATTN: DRSEL-MA-Q
Fort Monmouth, New Jersey 07703

REVERSE OF DA FORM 2020-2 (TEST)



THEN... JOT DOWN THE DOPE ABOUT IT ON THIS FORM, TEAR IT OUT, FOLD IT AND DROP IT IN THE MAIL!

SOMETHING WRONG WITH THIS MANUAL?

FROM: (YOUR UNIT'S COMPLETE ADDRESS)

DATE

PUBLICATION NUMBER

DATE

TITLE

BE EXACT... PIN-POINT WHERE IT IS				IN THIS SPACE TELL WHAT IS WRONG AND WHAT SHOULD BE DONE ABOUT IT:
PAGE NO.	PARA-GRAPH	FIGURE NO.	TABLE NO.	

TEAR ALONG DOTTED LINE

TYPED NAME, GRADE OR TITLE, AND TELEPHONE NUMBER

SIGN HERE:

FILL IN YOUR
UNIT'S ADDRESS



FOLD BACK

DEPARTMENT OF THE ARMY

OFFICIAL BUSINESS

Commander
US Army Electronics Command
ATTN: DRSEL-MA-Q
Fort Monmouth, New Jersey 07703

CUT ALONG DOTTED LINE

FOLD BACK

By Order of the Secretary of the Army:

FRED C. WEYAND
General, United States Army
Chief of Staff

Official:

PAUL T. SMITH
Major General, United States Army
The Adjutant General

DISTRIBUTION:

Active Army

USASA (2)
COE (1)
TSG (1)
USAARENBD (1)
DARCOM (1)
TRADOC (2)
OS Maj Comd (4)
LOGCOMDS (3)
MICOM (2)
TECOM (2)
USACC (4)
MDW (1)
Armies (2)
Corps (2)
HISA (Ft Monmouth) (33)
Svc Colleges (1)
USASESS (5)
USAADS (2)
USAFAS (2)

USAARMS (2)
USAIS (2)
USAES (2)
USAICS (3)
MAAG (1)
USARMIS (1)
Instl (2) except
Fort Gillem (10)
Fort Gordon (10)
Fort Huachuca (10)
Fort Carson (5)
Ft Richardson (ECOM) (2)
LBAD (14)
SAAD (30)
TOAD (14)
SHAD (3)
Sig FLDMS (1)
USAERDAA (1)
USAERDAW (1)

NG: None

USAR: None

For explanation of abbreviations used, see AR 310-50.

